

Wheel to Wheel

Newsletter for the HUB

<http://www.facebook.com/hubclubdrivingclub>

HUB Club Officers:

President Lydia Gray 630-701-5903 LydiaGrayDVM@gmail.com
Vice President Emily Berendt 815-337-3101 eberendt@yahoo.com
Treasurer Sue West 815-482-2747 iswestwindfarm@aol.com
Recording Secretary Ann McCombs 815- 482-5085 or 815- 648-4471 eqvet@mc.net
Newsletter Editor Kris Breyer 847-526-3012 briarpatcheast@aol.com
Head Librarian Theresa Adams 815-624-6229 idocde2@yahoo.com
Assistant Librarian Leslye Sandburg. 847-602-7500 lsandberg@permatron.com
Webmaster Mary Ann Carter 847-783-0134 maryann-carter@live.com


ADS Representatives:

Midwest Region Rep Katy Rhinehart, Ferguson IA gkm104@heartofiowa.net.

katy.rhinehart@lennoxinc.com Phone: H 641-478-3285 C 641-485-7821

Central Region Rep Lynn Simpson, Middletown, Indiana Cell: 765-623-0088; e-mail: Slyfork@gmail.com

A current negative Coggins must be on file with the club secretary in order to participate in any HUB Club event



2016

Club

The HUB Club:
Education &
Camaraderie



HUB CLUB



From the Editor As your editor, I ask that you send me photos and anything else that you would like to see in the newsletter. I am more than happy to use anything you want in the newsletter, as it is **YOUR newsletter**. If you want to continue to have an informative newsletter, I need material from the membership. You can send them to me directly at briarpatcheast@aol.com by the 20th of each month. Kris Breyer

From the Webmaster: Please submit items for web page. Include pictures of all our members. Please send names of driver, passengers, horse(s), and description of what you are doing, and where.



Prez letter:

Yours Truly, **Dr. Lydia Gray**

2016



Driving

AUGUST

28th FVSA OPEN Show, Hampshire, IL (see flyer- six driving classes)

26th-28th Indiana CDE & CT Hoosier Horse Park. This year's jury is Debbie Banfield, Jane Merritt, Craig Kellogg and Doug Orr. We will again be offering the Combined Test of your choice on Friday followed by the full CDE on Saturday and Sunday. Dave Sadler, organizer 217-621-5547

SEPTEMBER

9th-11th Villa Louis Carriage Classic, Prairie Du Chien, WI **Villa Louis Carriage Classic**

ADS Pleasure-driving competition. contact: Mike Rider [608-326-4436](tel:608-326-4436) www.carriageclassic.com

24th HUB Club's Dirty Harness Day and Meeting FVSA, Hampshire, IL (stay for both days!!)

(WE are in need of judges, spotters and other helpers for this event, day of and day before)

25th FVSA OPEN Show, Hampshire, IL

OCTOBER

8 FVSA Driving Derby Mike Chuman at FarmAwesomeMike@gmail.com or call him at 630-723-7648. FVSA is 44W300 Rohrsen Road, Hampshire, Illinois.

11th-16th National Drive, Kentucky Horse Park

HUB Club Meeting July 30, 2016

Quivey's Grove, Madison, WI

Those present: Lonnie and Reiner Schuetz, Sue West, Jennifer Thompson and Ann McCombs

Call to Order 7:36 pm

Minutes approved from last meeting, Lonnie, Jennifer

No Reports

Old Business:

All approved funds have been distributed.

Hickory Hub Octoberfest will happen and will be an ADS CT, volunteers needed, no TD or Judge has been announced yet. Jennifer would like to see it remain a schooling show and Ann agreed, less money and preparation, more welcoming.

Linda Fidler has made some initial plans for a fall pleasure drive at Bowes Creek.

Dirty Harness Day needs volunteers and exhibitors. (Dr. Ann McCombs will judge the ring classes)

FVSA 70th Anniversary Party Oct 1 tickets available for dinner, dancing.

Kendall Co Horseman's Trail Challenge Oct 2 ? are drivers welcome?

Will MaryAnn please update the website to include the ADS Hours to Drive Form?

New Business:

Newsletter content and frequency, should we change the bylaws to have fewer newsletters? **NO**

Jennifer, Lonnie

2017 Spring Clinic, where and who? Bill Lower, Deb Banfield

Walworth Co Fairgrounds, 20 West, Horse First. We need heat, stalls, large arena,
contact Sue West

Next Meeting: September during Dirty Harness Day. Lydia to send SAVE THE DATE

Adjournment: Jennifer, Reiner 8:10 pm

Dirty Harness Day!! September 24, 2016

A day of driving Fun and games!!!!!!

NO need to clean your harness!

Entry fees: \$10 per class

PRIZES: Trophies and Ribbons to six places. High Point AMHA Morgan Award.

Champion and Reserve Horse and Pony/VSE ribbons

Office fee: \$5 per Turnout

Stall Fees: \$30 per stall (No shavings included)

Showing Out of Trailer: \$15 per exhibitor

Starting time: 10 am (lunch break time announced during show. Caterer on the grounds)

Location: Fox Valley Saddle Association grounds, Hampshire, IL
(44W300 Rohrson Road, Rohrson and Tower Roads)

Negative Coggins test dated within one year is required for each equine.

All dogs must be on a leash attached to a human or tied up. No alcoholic beverages.

ADS/USEF Rules shall apply where applicable.

***Contact organizer for rules of non ADS/USEF classes.**

ADS/USEF pleasure driving Attire and harness rules shall apply. Hat, driving gloves, apron and appropriate whip in hand are required. **Helmets are strongly encouraged.** Pneumatic tired vehicles and Marathon vehicles are allowed. Turnouts will be checked for safety. Removal of bridle from horse while hitched to the vehicle will be grounds for dismissal from grounds.

Class list as follows (Horse and pony/ VSE divisions for each):

1. a. Horse: b. Pony/VSE Super Reinsmanship, Pattern #1 (USEF CP 225)
2. a. Horse: b. Pony/VSE Precision driving, Pattern #2*
3. a. Horse: b. Pony/VSE Fault and Out (USEF CP 249.1)
4. a. Horse: b. Pony/VSE Rainbow Cones (USEF CP 247 Timed Competition)
5. a. Horse: b. Pony/VSE Driving Pole Bending*
6. a. Horse: b. Pony/VSE Driving Bow Tie Cones Course (USEF CP 247 Timed Competition)
7. a. Horse: b. Pony/VSE Pleasure Cross Country (USEF CP 250.1)

Contact: Kris Breyer briarpatcheast@aol.com, 847-526-3012

(Stay over for the FVSA OPEN SHOW September 25, 2015. **EIGHT DRIVING CLASSES** including the cross country again! Driving starts at 1 pm with driving judge. www.fvsa.org)

Fox Valley Saddle Association's 2016

April 24

Dawn Scully
Helenville, WI

May 22

Kat Zelnio
Moline, IL

June 26

Dana Panella
Hartland, WI

August 28

Steve Papaeliou
Minooka, IL

Sept. 25

Cori Elliott
Stockton, IL

Horse Show Series



Hampshire, Illinois Since 1946

www.fvsa.org

1. 3-Year-Old & Under Horse Halter
2. English Horse in Hand
3. Color Breed Halter (judged on 50% color, 50% conformation)
4. Western Horse Halter
5. Aging Gracefully Halter (for horses age 10 and older)
6. Pony/Mini Halter
- GRAND & RESERVE CHAMPION HALTER** (1st & 2nd from 1-6)
7. MELANIE GILL MEMORIAL OPEN SHOWMANSHIP PAYBACK***
8. Beginner Showmanship Clinic Class ****
9. Pony Showmanship
10. Showmanship at Halter, 40 and over
11. Showmanship at Halter, 19-39
12. Showmanship at Halter, 14-18
13. Showmanship at Halter, 13 & under
- **15 MINUTE BREAK**, Lead Liners and Walk-Trotters only, please -
14. Lead Line, 8 & under**
15. Walk Trot Pleasure, 12 & under** (can also ride in: 20,26,34 & 40)
16. Walk Trot Equitation, 12 & under** (can also ride in: 20,26,34 & 40)
17. Open Walk Trot Novice** (No age limit. Can also ride in: 20,26,34 & 40)
18. Pony Pleasure
19. Pony Equitation
- **15 MINUTE BREAK** -
20. Open Walk Trot English Pleasure (no age limit) ☺
21. OPEN ENGLISH PLEASURE PAYBACK CLASS***
22. English Pleasure, 40 & over
23. English Pleasure, 19-39
24. English Pleasure, 14-18
25. English Pleasure, 13 and under
26. Beginner English Equitation Clinic Class ****
27. English Equitation, 40 & over
28. English Equitation, 19-39
29. English Equitation, 14-18
30. English Equitation, 13 & under
31. Open Junior Horse Pleasure (Horse 5 years or under)
32. Open Senior Horse Pleasure (Horse 6 years or over)
33. Open Color Breed Pleasure (Observable color/pedigree on request)
- **15 MINUTE BREAK** -
34. Open Walk Trot Western Pleasure (no age limit) ☺
35. OPEN WESTERN PLEASURE PAYBACK CLASS***
36. Western Pleasure, 40 & over
37. Western Pleasure, 19-39
38. Western Pleasure, 14-18
39. Western Pleasure, 13 & under
40. Beginner Western Horsemanship Clinic****
41. Western Horsemanship, 40 & over
42. Western Horsemanship, 19-39
43. Western Horsemanship, 14-18
44. Western Horsemanship, 13 & under



Driving classes will start at 1 p.m., and run concurrently with the rest of the show, with a separate judge. Classes will be held on the lawn, east of the indoor. In the event of inclement weather, classes will be cancelled. Call the show grounds on the day of the show for a weather update: 847-464-4355.

45. Pony/Mini Pleasure Driving
46. Horse Pleasure Driving
47. Pony/Mini Reinsmanship Driving
48. Horse Reinsmanship Driving
49. Pony/Mini Cones Class (timed, weather permitting)
50. Horse Cones Classes (timed, weather permitting)
51. Pony/Mini Pleasure Driving Cross Country
52. Horse Pleasure Driving Cross Country



TIME: 8:30 a.m. (grounds open at 7 a.m.)

ENTRY FEE: \$8 per class; \$12 Jackpot classes

AWARDS: Ribbons to six places

Stalls on grounds: \$25 per stall, first come, first served
FVSA reserves the right to require stalls in the event of inclement weather.

Food Stand - Rain/Shine - Indoor/Outdoor Arenas

Contact: Judy 847-683-2372

Day of Show Phone: 847-464-4355

LOCATION: 1 mile west of Rt. 47 on Rohrsen Rd. (44W300 Rohrsen Rd.) Location is north of Rt. 64, south of Rt. 20

***WARNING** Under the Equine Activity Liability Act, each participant who engages in an equine activity expressly assumes the risks of engaging in and legal responsibility for injury, loss, or damage to person or property resulting from the risk of equine activities.*

HIGH POINT AWARD DIVISIONS

To be eligible for any high point* you must enter in class 1, 2, 3, 4, 5 or 6. Points earned in classes 1, 2, 3, 4, 5 or 6 will not count toward high point. Ties broken by judges discretion.

AGE DIVISION HIGH POINTS by HORSE/RIDER COMBINATION

13 & under:13, 25, 30, 39, 44
14-18:12, 24, 29, 38, 43
19-39:11, 23, 28, 37, 42
40 & over:10, 22, 27, 36, 41

◆ **Daily High Point Awards** for each age division at each show.

◆ **Year End High Point Awards** for each age division for points accumulated for show series.

◆ **Year End Driving High Point Award** for points accumulated in classes 45, 46, 47, 48, 49, 50, 51 and 52.

◆ **Year End Pony/Mini High Point Award** for points accumulated in pony classes for show series (Classes 6, 9, 18, 19, 45, 47, 49, 51)

◆ **Year End Walk Trot High Point Awards***

*Walk-Trot riders do not have to enter a conformation class

**Entries in classes 14, 15, 16 and 17 CANNOT enter in any other riding classes except 20, 26, 34 and 40.

***\$12 Entry Fee. Horse and Rider must enter in at least 2 other non-payback classes to enter a Payback Class.

Payback Pay \$50=1st, \$30=2nd, \$20=3rd

****Entry \$0, for true beginners only. Based on RIDER level.

☺ Entry fees from these classes will be used to begin a **Fox Valley Scholarship Fund.**

GENERAL RULES: No entry fees refunded. Judges decision is final. All stallions must have an adult handler. FVSA is not responsible for any theft, accident or bodily injury. No entry fee for Grand and Reserve halter. No alcoholic beverages on the grounds. All dogs must be on a leash. Children must be under adult supervision. Ages as of Jan. 1 2016. Ponies are 14.2 & under. The show committee reserves the right to combine or cancel any class with less than six entries. AQHA Rules will be followed where applicable. Horse Registration papers may be requested. Announcements made the day of the show take precedence over written show bill. State of Illinois proof of negative Coggins Law abided by. NSF FEE: \$20 for returned checks

Fox Valley Saddle Association's 2016

June 4th

July 16th

October 8th

Driving Derby Series

Location: 44W300 Rohrsen Road, Hampshire IL
(Corner of Rohrsen and Tower Rd)
Location is north of Route 64, south of Route 20.

**New July
Date**



Divisions:

Trot Only VSE	Open VSE
Trot Only Pony	Open Pony
Trot Only Horse	Open Horse
Trot Only Multiples (pairs, tandems, teams)	Open Multiples (pairs, tandems, teams)

*Cone width - 175 cm standard.

Schedule:

9:00 – Grounds Open

11:00 – Secretary's Stand Opens

11:30 – Secretary closes to new entries (packets can still be collected till 12:00)

12:00 – Mandatory Driver's Meeting – course opens for *official* walk after Driver's Meeting

1:00 – First Entry on course

30 minutes after last round – Awards Ceremony

Each entry will get two rounds on the course. If course change is made between rounds a minimum of 15 minutes will be given to walk the course.

Ribbons up to 6th place! Year-end Champion and Reserve Champion for Trot Only and Open Divisions.

Lunch will be available to order while the Secretary Stand is open

Contact: Questions please call or email Mike Chuman: FarmAwesomeMike@gmail.com (630) 723-7648,
or Kelly Chuman: kellychuman@gmail.com (630) 712-9397

For pre-registration, send entries to:

Michael Chuman 3N968 Meredith Road Maple Park, IL 60151	Entries should include (1) Entry Form with signatures, (2) Check made out to FVSA. No entries will be accepted after 11:30 AM on the day of the show.
---	--

Fees:

\$25 – One Derby Entry	\$25 per stall for Saturday day ONLY
\$60 – Entry in all three Derby Dates (save \$15!!)	\$10 – Overnight Electric Hookup
\$5 – Late Fee (received after closing day)	\$15 – Daytime Electric Hookup

**FVSA reserves the right to require stall rental if weather conditions preclude parking on grass

Attire: ASTM/SEI helmet, whip, and gloves are required. Safety vest is strongly encouraged. All safe vehicle types are welcome.

American Driving Society (ADS) Rules Apply. Navigator required for large pony (ponies over 120 cm), horses, and multiples (navigators can go around multiple times).

GENERAL RULES: No entry fees refunded. Judges decision is final. All stallions must have an adult handler. FVSA is not responsible for any theft, accident or bodily injury. No alcoholic beverages on the grounds. All dogs must be on a leash. Children must be under adult supervision. The show committee reserves the right to combine, split, or cancel any class based entries. ADS Rules will be followed where applicable. Announcements made the day of the show take precedence over written show bill. State of Illinois proof of negative Coggins Law abided by. NSF FEE: \$20 for returned checks

FOX VALLEY SADDLE ASSOCIATION'S 2016 DRIVING DERBY SERIES ENTRY FORM

One Turn Out per Entry Form

Mail entries to: Mike Chuman
3N968 Meredith Road
Maple Park, IL 60151

Questions? FarmAwesomeMike@gmail.com
(630) 723-7648

Name of Whip/Driver

Address City State Zip Code

Email Address Phone Number

Name of Horse(s) Height in cm

Name of Owner

Address City State Zip Code

Email Address Phone Number

Select Division (mark one)

<input type="checkbox"/> Trot Only VSE	<input type="checkbox"/> Open VSE
<input type="checkbox"/> Trot Only Pony	<input type="checkbox"/> Open Pony
<input type="checkbox"/> Trot Only Horse	<input type="checkbox"/> Open Horse
<input type="checkbox"/> Trot Only Multiples (pairs, tandems, teams)	<input type="checkbox"/> Open Multiples (pairs, tandems, teams)

Other Fees (mark all that apply)

One Derby Entry – Show Date	<input type="checkbox"/> June 04, 2016 <input type="checkbox"/> July 16, 2016 <input type="checkbox"/> October 8, 2016	<input type="checkbox"/> \$25
Entry in all three Derby Dates (save \$15!!)		<input type="checkbox"/> \$60
Day Stall for Saturday day ONLY		<input type="checkbox"/> \$25 * Stalls
Camper hook up (Saturday only)		<input type="checkbox"/> \$15
TOTAL DUE		

Make checks payable to Fox Valley Saddle Association or FVSA. There will be \$20 fee for any returned checks.

Step-by-step RIBBON BROWBANDS

FROM NEW ZEALAND:

Making your own ribbon browbands is heaps of fun and

they are popular in the show ring. When deciding on colour combinations, you need to take in account your horse's colour as well as the colour of your own riding outfit. Bright colours such as reds and yellows should be avoided if your horse's coat is a bright colour (eg chestnut) so stick to darker colours such as greens or blues. Greys, bays and blacks look good in practically any colour combination...if you can decide on one! Be prepared to spend hours ribbon-hunting and comparing different colour combinations.

If you want a more exotic look, use metallic gold, silver or even velvet ribbon. The sparkle of these looks especially good during indoor competitions. If your horse has a wide blaze, avoid using white in your browbands however if your horse has little or no white face markings, then using white can really give his appearance a lift.

You can colour co-ordinate browbands to match your jacket, tie, buttonhole and if you are a junior rider, the ribbons in your hair. You can make browbands in your Pony Club colours and with the popularity of school competitions, your school colours as well. The beauty of DIY ribbon browbands is that they are cheap to make. A metre of ribbon costs around 70 cents to \$1 and you only need two metres of each colour for each browband.

The smaller the ribbon, the smaller your finished pattern will be. For a two-colour sharks-tooth pattern, 7mm wide ribbon works well but you can also use 5mm and the narrower patterns tend to look better on smaller horses and ponies. Nylon ribbon is more serviceable than satin. Buy some inexpensive browbands...we found some for around \$8 at Horseland stores.

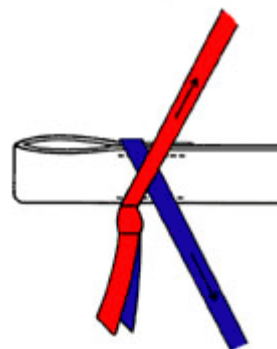
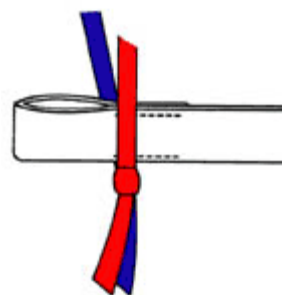
Making them is very fiddly, two hands don't seem enough! But with practice you will be whipping them up in no time, maybe even make some for your friends. Care for your browband by using it only on a clean, dry horse and remove it when not in use. You can sponge any dust or dirt off but it becomes too grubby, then you can easily re-do it with new ribbon. The sharks-tooth pattern is the easiest to start with.

These instructions are very basic but gives you somewhere to start...you will need to practice, practice, practice to get the knack of it!

STEP 1 Take around 2 metres of each ribbon colour and knot flat together, leaving approximately 5cm of tail. Use 7mm wide ribbon or if you want a finer pattern (for a pony) use 5mm wide ribbon. Anything wider than 10mm is too wide. Insert the browband into the "V" at the knotted end of the ribbon. You will be finishing your browband with a matching knot and tails at the end but if you want a plain finish, use a hot glue gun to glue the ribbons together, then glue to the underside of the browband and start off that way. Alternatively you can turn the knots to the back of the browband and sew in place, cutting the ribbon tails off.

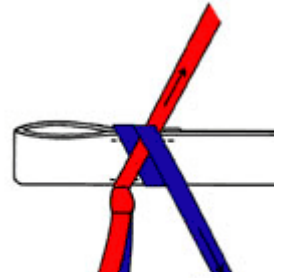
STEP 2

Bring the 'behind' ribbon forward and down over the leather and under the front ribbon. Angle the ribbons so that they cross over on front of the browband.



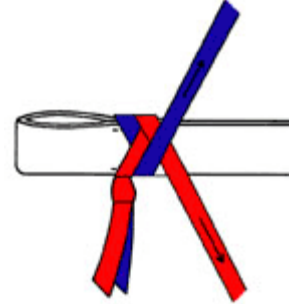
STEP 3

Bring the behind ribbon over the browband to cross over...and that's about all there is to it. You just keep bringing the back ribbon to cross over the front one. Try to keep everything on an even tension (this is hard to do!) as too loose will look slack while too tight will stretch and distort the ribbon. If you have to stop mid-browband, use a peg to hold everything temporarily in place.

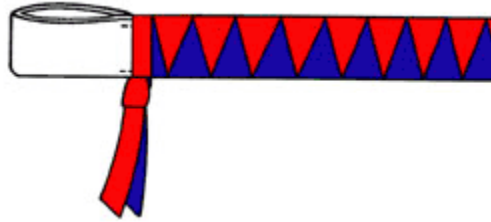


STEP 4

More of the same, crossing the ribbons at the front of the browband, creating the sharks-tooth pattern. Try to keep the ribbon edges parallel to each other and not leave any gaps. Keep going to the end of the browband and finish with another knot OR glue in place.



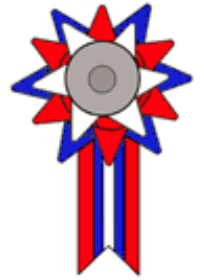
If you have left the ribbon in tails in place, corner cut the end of each ribbon and you are all finished!



© 2002 Horsewyse Magazine



Step-by-step BROWBAND ROSETTES



Making great looking browband rosettes is easy when you know how...you are only limited by your imagination!

Having decided on a colour combination for your ribbon browband, you also need to select centre buttons for your rosettes. You need a shank button which is one with a loop at the back for cotton and here's lots to choose from at stores like Spotlight or Lindcraft.

A fancy gold or silver button with embossing gives an elegant finishing touch. We've illustrated a basic star rosette here, but you can also make frilled rosettes by gathering ribbon using a simple basting stitch in matching cotton thread and glueing onto a cardboard circle in layers. You can even combine the two...alternating layers of stars and frills looks very effective.

MATERIALS

Hot glue gun and glue sticks

Thin cardboard (manilla folder thickness)

Ribbon (4mm to 5mm wide)

Sharp scissors




STEP 1

Cut the cardboard into a circle. How big you want your finished rosette to be is up to you, but keep in mind that the bottom layer of petals is going to be larger than the circle cardboard backing.

STEP 2

Cut your ribbon into 4cm (1.5 inch) lengths. Having selected a colour for the bottom layer, make a petal by bending the ribbon as illustrated, then gently pull on the ends to form a point. Flatten and secure using a dot of glue.

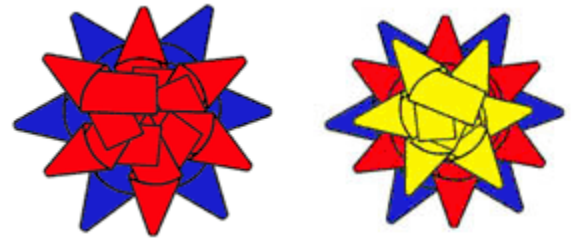


STEP 3

Put a dot of glue on the back of the petal, then press firmly onto the outside edge of the cardboard circle. Evenly space the six bottom layer of petals around the circle edge, leaving a small gap between each.

STEP 4

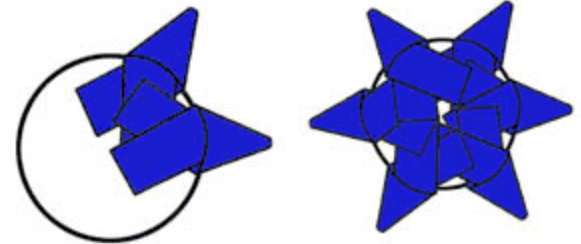
Take your second colour made into six petals and glue to the circle, this time positioning them lower on the circle and between the petals on the first row. Repeat for the third row.




OPTIONAL...you can make four smaller petals for a fourth layer. These look good in metallic ribbon which helps accentuate the button.


STEP 5

Take your button and fill the hollow back with glue, then press firmly in the centre of the rosette, holding in place until the glue has set. To make the drop ribbon, you need a wider ribbon that matches your rosette and glue layers of matching, narrower ribbons over the top. Glue to the back of the rosette and cut the bottom edge either diagonally or in a V as shown in the two rosette diagrams next to the heading at the top of the page.



Finally, glue the finished rosettes to the browband. Hot glue occasionally goes brittle over time, so as insurance against the rosettes falling off at a show (or the times your horse has a nice head rub and knocks the rosettes off), add tube of glue to your grooming kit. Something like 'Tarzan's Grip' will hold things in place temporarily.





sALES BARN

KEMAH'S ANIMAL CARE SERVICE

Specializing in horse care, but also experienced in the care of dogs, cats, birds, as well as many farm animals. Services including, but not limited to, cleaning, feeding, exercising, grooming, administering meds if needed. Short term to permanent care available. Over fifteen years experience. Great references. Reasonable rates. Call Kemah: 815-451-3967.



FOR SALE: Russet and Brass leather Single Horse reins: lightly used, \$50

Country Carriages USA, Country cart, small pony/ mini sized. Used for Pleasure Shows & CDEs. Dark walnut stained wood, wool grey Bedford cord seat and black rain seat. Light weight approximately 175 pounds, two passenger cart with the best ride. A sliding, adjustable seat, spares box under the seat, flush hubs, flat rubber tires, chrome hardware, wood dash, whip socket, black leather shaft trim, good condition. New was \$2,600, **asking \$1,500.**

New mini whip looks like a Holly \$50.00. Cob/small horse sized breaking/ road cart, wooden wheels, not for show but sturdy \$500.00 OBO, very small kid western saddle \$25, small kid English saddle \$100, "Daddle" seat that attaches behind an adult western saddle \$25.

Call Ann McCombs 815-648-4471



FOR SALE: (I do not have a photo) **Driving Harness for Draft** - Black leather and patent leather.

Breastcollar. Was custom made for my Belgian. Good Condition. \$225

Beautiful Carriage - - 2 bench carriage with Burgundy crushed velvet seats. Excellent condition. Draft and



regular size shafts. - \$3500

Driving Cart - Excellent condition. Regular size shafts. \$399

All located in Crystal Lake, IL
Contact - Jennifer Swanson - 815-459-4000



Show Gig for Sale



Built by Todd Frey of Frey Carriage, Columbus, Wisconsin. Gig is about 15 years old, lightly used. I have used it at a few shows and it is very well balanced and smooth riding. It has a beautiful dark green paint finish. It has new shaft covers and includes a full canvas cover. It is in very good condition. **\$3,800** Contact Sandra Nowicki, 262-889-4802 or sannowicki@aol.com

The following miniature horses are for sale at Double L Equestrian:

Chili Bean, bay pinto gelding, 21 years old, 37.5" tall. Drives in shows, on trail and with drill team. Good for intermediate or advanced beginner driver. Was abused before we got him, so needs a knowledgeable handler, but he is really sweet. Trailers, leads, ties, clips, bathes. Goes over obstacles in hand or driving. Up to date on everything and microchipped. Needs a good forever home. \$600 Pkg deal possible with metal or wood cart and harness.



Romeo, grey and white pinto gelding, 13 years old, 36.5" tall. Drives in shows, on trail and with drill team. Good for intermediate or advanced beginner driver. Pulls strong. Took overall driving high point at Fox Valley in 2015. Can be ridden by experienced child up to 60# or leadline little ones. Trailers, leads, ties, clips, bathes. Goes over obstacles in hand or driving. Up to date on everything and microchipped. Needs a forever home. \$925 Pkg deal possible with metal or wood cart and harness.



Fin MacCool, cream with dark points, gelding, 18 years old, 32". AMHR and AMHA registration current. Drives in shows, trail and with drill team, though has trouble keeping up. Good for beginner driver, used in lessons. Has been in many parades. Also drives as a pair with Tinkebell (below). Trailers, leads, ties, clips, bathes. Goes over obstacles in hand. Microchipped! Up to date on everything. Good home a must. \$650
Pkg possible with cart and harness. Wagon and team harness also for sale.



Tinkerbelle, red roan mare, 19 years old, 30" tall. AMHR registered. Drives inside or outside and with drill team. Good for beginner driver, used in lessons. Has been in many parades. Also drives as a pair with Finn MacCool. Trailers, leads, ties, clips, bathes. Goes over obstacles in hand. Up to date on everything. Good home a must! Microchipped! \$650 Pkg deal possible with cart and harness. Wagon and team harness for sale.



Contact Linda for any of the above horses at dblquest@gmail.com or 815-546-7995

MEADOWBROOK CART FOR SALE, REAR ENTRY

10 YEARS OLD, SHAFTS 90" LONG,
29" APART \$600 PRICE NEGOTIABLE
BRODHEAD HARNESS AVAILABLE
630-365-2638/CHEVALAMI@GMAIL.COM



FOR SALE: 3 Registered Morgan geldings, all Black.
Ages 8, 7, and 5 years old.

All three are Broke to Drive, Two are Green Broke to Ride. Asking \$3,000 each.

Contact: Don Kalbantner at 815-289-8598.

Hackney driving pony needs a good home.

Pretty, dark bay, Hackney pony gelding is trained to drive. He is energetic and has a very pretty trot. He was rescued about two years ago and cared for by some people who don't drive ponies or horses. They are looking for a good home for him. The pony is in very good condition and has been driven recently by a trainer in the area. The pony is about 16 years old. Price is very reasonable to a good home. Please contact me if you would like to give this cute, well trained pony a good home.

Sandy Nowicki , phone 262-889-4802 or email sannowicki@aol.com.



ASK WHINNY

This is an opportunity for all members, but especially novice drivers, to get input and advice from other members. Each month we will be posting an anonymous question raised by a Hub Club member and asking you, the membership to respond from the deep and vast store of your driving knowledge and experience. So let's go!

The question for August: "I know that I can find the calendar of driving events in the Wheel to Wheel newsletter. But where do I go to get the specific information—fees, entrance requirements, deadlines, contacts—for each event?"

Wheel to Wheel

NEWSLETTER EDITOR
26715 N. Schwerman Road
Wauconda, IL 60084-2703



HUB CLUB Membership Application Year_____

NAME: _____
ADDRESS: _____

PHONE :(home) _____ (work) _____ (cell) _____
EMAIL ADDRESS _____



HUB CLUB

Please check preference: Newsletter sent via email _____ U.S Postal Service _____
Also member of: ___ADS ___CAA, ___USEF, Local club _____

MEMBERSHIP DESIGNATIONS:

INDIVIDUAL MEMBERSHIP: 18yrs or older, 1 vote per membership

FAMILY MEMBERSHIP: Couple and any underage children (<18), immediate family, 2 votes per membership.

JUNIOR MEMBERSHIP: Child under 18yrs of age, no voting privileges. (Must have an adult member as sponsor).

Also, parent/guardian must sign on application for Junior Members to participate at club events.

I accept the benefits, obligations and responsibilities of membership and agree to abide by the HUB Club bylaws
Signature(s): _____ Date _____

_____ Date _____

_____ Date : _____

Parent or Guardian (if under 18 years of age)

INDIVIDUAL MEMBERSHIP: \$25.00 (Renewing or New)* \$ _____

FAMILY MEMBERSHIP: \$35.00 (Renewing or New)* \$ _____

JUNIOR MEMBERSHIP: \$10.00 (Renewing or New)* \$ _____

*New memberships received after June 30 will be pro-rated for 6 months

Send check with completed forms to: check # _____
date _____

Sue West
16212 Nelson Road
Woodstock, IL 60098