

Wheel to Wheel

Newsletter for the HUB

<http://www.facebook.com/hubclubdrivingclub>



2020

Club

HUB Club Officers:

President Krista Ziec 815-342-4819 Kristat40@gmail.com

Vice President Emily Berendt 815-337-3101 eberendt@yahoo.com

Secretary Kelly Chuman 630 712 9397 KellyChuman@gmail.com

Treasurer Sue West 815-451-9385 jswestwindfarm@aol.com

Newsletter Editor Kris Breyer 847-526-3012 briarpatcheast@aol.com

ADS Representatives: Midwest Region Rep Jada Neubauer, ADS Midwest Regional Director 55065 180th St. Ames, IA 50010 525.450.4820 midwest@americandrivingsociety.org

Central Region Rep Lynn West LynnWest@Realtor.com

A current negative Coggins must be on file with the club secretary in order to participate in any HUB Club event

The HUB Club:
Education &
Camraderie



From the Editor As your editor, I ask that you send me photos and anything else that you would like to see in the newsletter. I am more than happy to use anything you want in the newsletter, as it is **YOUR newsletter**. If you want to continue to have an informative newsletter, I need material from the membership. You can send them to me directly at briarpatcheast@aol.com by the 20th of each month. Kris Breyer

From the Webmaster: Please submit items for web page. Include pictures of all our members. Please send names of driver, passengers, horse(s), and description of what you are doing, and where.

Prez' message: Happy November!

I would just like to quickly sum up an amazing October. Lily, Filip and I had an amazing time at FVSA's Day of Driving. We were able to be outside this time and the turnout was amazing! The driving derby is by far our favorite class although we will need to do open pony next time as Lily loves to GOOOOOOOOOOOOOOOOOOOOO.

Lily and I also attended the National Drive at Hoosier Horse Park. We were lucky enough to clinic with Stacey Giere and Gene Brown as well as drive the miles of well-marked trails


and play in the obstacles. I highly recommend to all levels and types of drivers to make an effort to attend at least once in your driving career. It's an amazing group of equestrians from across the country who play safe, learn together and have fun. The National Drive crew were on point with COVID precautions and made sure we were all well protected. We had an empty stall between each horse, individually wrapped food/snacks and hand sanitizers everywhere just to name a few. Huge undertaking and seamlessly pulled off. Thank you!





Be looking out for a future Zoom meeting as with COVID increasing we will not be meeting in person. If anyone has any COVID safe ideas for the winter please reach out to one of the officers.

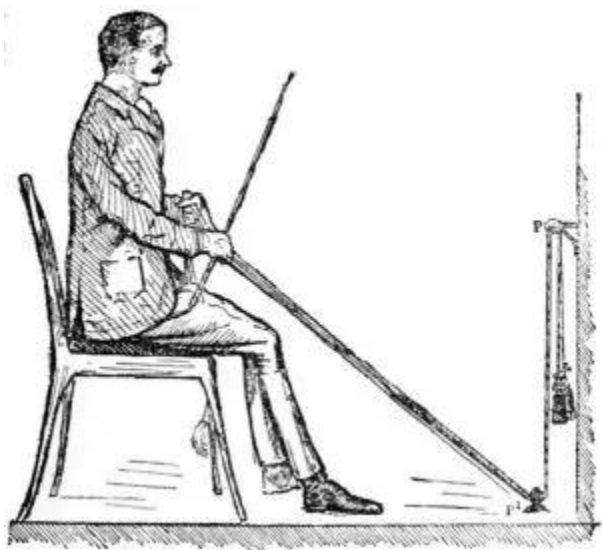
Happy driving, *Krista*



Driving in the Dining Room

Stuck at home due to COVID-19? Don't despair, you can practice carriage driving and whip handling at home!

Driving and sleighing are incredibly fun and rewarding activities, sadly not everyone is able to indulge on a daily basis. Rein boards are a very viable option for practicing but if you board your horse and/or have a smaller living area there may not be space to keep a rein board. Are there other alternatives? Of course!



Practicing Driving With The Weights as described in *Hints on Driving* by Captain C. Morley Knight.

The late Major Faudel-Philips urged his students to practice using a chair. Using an upright chair on carpet (or a rug), attach the lines to the top of the back of the chair. Sit in another chair facing it and, with the lines held correctly, gradually pull back until the chair balances on two legs. Practice holding steady tension by not allowing the chair to become unbalanced, by relaxing and tightening the hand the chair can 'have its head' and then collect back up again.

Several years ago, a driving club did something similar but combined the aspects of a rein board with Major Faudel-Philips' chair exercise. The chairs had horizontal slats in the

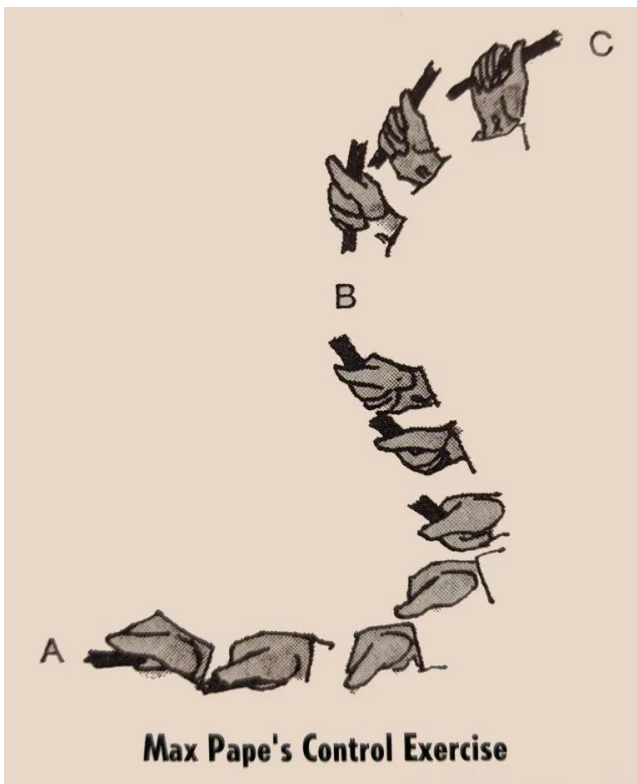
back, allowing the lines to slide through without issue. Light weights, in the form of water bottles, were attached (like a with a rein board) and a 'driver' was seated in another chair while a video from the driver's viewpoint was played. The only issue we had was that the rein chair wanted to move but that was easily fixed with a bit of weight in the chair. Chair driving can be easily done at home in conjunction with your favorite driving video. It can be a bit addictive; my fingers still twitch out commands when watching my favorite sleighing video.

If you're interested in going high tech, you may want to try chair driving with a VR headset on. Sadly, there are not many good virtual reality carriage driving videos available yet but there are some exciting harness racing ones. If you have the opportunity to try the virtual harness racing setup that has been visiting equine trade shows it is quite fun, especially when you turn your head and there is a horse's nose nearly on your shoulder as a competitor battles to pass you!

Back at home you can also practice whip control. A well-balanced whip can make holding a whip for a length of time easier but as with all things, practice makes whip holding and handling easier. Practice shortening and lengthening your reins while holding the whip steady during chair driving. Having trouble touching your equine quietly with the whip? Measure your horse/pony to determine the distance from the driver's seat to where you want the whip to touch (shoulder, barrel, etc.). Set up a rectangular table and suitable chair. Take the measurements from your equine and mark the table accordingly with a bit of tape. An empty plastic cup (or other unbreakable item) is placed where the tape is. Practice touching the cup without knocking it over. A fun game can be moving a cup and down the length of the table without knocking it over. You're looking for whip control with this game.

In *The Art of Driving* by Max Pape control is a much talked about topic. In regard to a four-in-hand whip he advocated for practicing, every day for three months, to begin mastering the art. His prescribed exercise for catching the thong of a four-in-hand whip doesn't even involve holding a whip. "Draw a large 'S', about 60-70 cm high, on a wall. Then try to trace the 'S' with the tip of the right-hand thumb in reverse i.e. from the bottom to the top. Start with the thumb at 'A' then go very slowly, slightly downwards, to the right, then up to 'B'. From then on move the thumb upwards to 'C', and remain there for a few seconds." Repeat for ten minutes every day. Eventually close your eyes and rely just on muscle memory.

Max Pape's Whip Control Exercise



You may be thinking that this is all well and good but I don't want to practice reinsmanship or whip control, I just want to drive! We've all been there. Here is the thing though, we put a lot of time, effort and money into training even the most basic driving horse. Shouldn't we also put some effort into making ourselves smoother drivers? We all want wonderful driving experiences so play games, knock a few plastic cups over, laugh as you completely miss the turn in a virtual hazard, just enjoy your time as a driving room driver. When it is time for the real thing, go out there and have a great drive!

Written by Kathleen Haak for the October 2019 edition of the Carriage Journal



Drive On!

A program for non-competitive drivers

Who Can Join? The *Drive On!* program is open to anyone who drives their equine for pleasure. You must be a HUB Club member. You must pay an individual lifetime recording fee of \$20 that provides you with an official log sheet to get started.

What Hours Count? Record the time you spend driving your equines in a non-competitive setting.

Hours include: Pleasure Trail Drives, long lining, lessons, practice time, and so on.

Time on non-competitive group trail drives.

Time spent showing, grooming, and on competitive drives does NOT COUNT.

Awards: As you accrue hours, special certificates, and gifts are awarded.

Certificates are given after logging 50, 75, 150, 300, 500, 750, 1000, 2000, 3000, and 5000 hours with your equine.

Guidelines:

1. Horses must be owned/ leased by the HUB Club member submitting points.
2. Drivers must be HUB Club members for each year hours are logged.
3. You must pay a one-time \$20 enrollment fee.
4. The equines names must be included on your log sheet.
5. Once you are registered in the program, there is no limit to the amount of time taken
6. to achieve award hours.
7. More than one equine may be driven for overall hours.
8. **The HUB Club will accept results only on official log sheets and submitted by December 1th of each year.**
9. Awards are based on hours logged.

Submit:

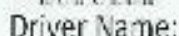
Send your completed sheets with hours totaled on each page to:

Ann McCombs

17316 Stateline Road

Harvard, IL 60033

(815) 482-5085 or (815) 648-4471 eqvet@mc.net



Driver Name: _____

Telephone Numbers: _____

Total number of hours on this sheet: _____

Send to: Ann McCombs
17316 State Line Road
Harvard, IL 60033

HUB CLUB YEAR END HIGH POINT GENERAL GUIDELINES

To be eligible for these awards, horses must be owned/ leased by the HUB Club member making the entries. All riders or drivers of the horse(s) must be current HUB Club members. To be eligible for awards, the submitting member must have been in attendance at one HUB Club meeting during the **competition year**, which shall be from **December 1st to November 30th** of each year.

A nomination fee of \$10 per division (horse or exhibitor) must be paid before any points will be counted. Results must be submitted on the appropriate entry forms, along with appropriate documentations for each division, by **December 1st** of the competition year. Entry forms may be duplicated by the participants. The Hub Club will not accept event results from prior years or incomplete entry forms. A copy of the prize list or program from each show/ competition entered must be submitted with your competition entry. To ensure a level playing field for all participants, a show prize list must include: rules and class specifications, dates, times, names of judges/officials and show secretary name and contact information, fees (entry fees, late fees, stall fees, etc.) and prizes. Please attach each prize list to the entry sheet for that show. Results may be audited and proof of placings may be required. If there is a significant difference between the number of points reported by the owner and the results reported by the show secretary, the entry will not be accepted and the horse will not be eligible for the program the following year. All decisions by the HUB Club are final. All high point records are available to any HUB Club member upon request.

No year-end points will be awarded to any horse that does not meet the age requirements for competition as defined by the American Driving Society or the United States Equestrian Federation. Club or show year-end awards will not count.

The High Point System is broken into two divisions: Carriage Pleasure and Combined Driving.

A. Carriage Pleasure Shows

All driving classes in rated and unrated pleasure shows count towards the high point. Championship classes will count double. Shows using multiple judges/points will only count for one set of points. Exhibitors may use the highest placing for their points. Overall show championship awards that are based on an accumulation of points will receive 10 points for champion and 5 points for reserve champion if they are specific to a division. Table A is used to tally points in carriage pleasure shows.

Table A: Carriage Pleasure Driving

Placing	1st	2nd	3rd	4th	5 th	6 th	Participation
Points	7	6	5	4	3	2	1

B. Combined Driving Events

A carriage year-end award is presented at CDEs, ADTs, HDTs and combined tests where each phase (dressage, marathon, and timed obstacles) is considered a class, and the final placing is also counted as a class. For shows to be counted in the CDE division, the show prize list must designate the competition as a CDE, driving trial, arena trial, or driving test. Shows without this designation will be counted in the Carriage Pleasure division. An entry in this division shall be defined as a particular driver/ equine combination. Competitors receive points for each phase (dressage, cones, and marathon) and points are accrued in the overall placing of the event. Division Champions will be awarded 10 points and 5 points for Reserve Champion. Table B is used to tally points in Combined Driving Events.

Table B: Combined Driving Point Chart

Placing	1st	2nd	3 rd	4th	5 th	6th	Completion*
Points	7	6	5	4	3	2	1

*Completion is defined as completing and/or receiving a score in each of the phases offered, without elimination, withdrawal, or retiring.

Categories in each division shall be as follows:

Pleasure Driving:

- A. Single Horse
- B. Single Pony/ VSE
- C. Multiple Horse
- D. Multiple Pony/VSE
- E. Junior Exhibitor
- F. Amateur Exhibitor

Combined Driving:

- G. Training and Below
 - G1. Single Horse
 - G2. Single Pony/VSE
 - G3. Multiple Horse/Pony/VSE
- H. Preliminary Level *
- I. Intermediate Level and Above *

* If entry numbers warrant, these categories will be divided like category G

❧HUB Club High Point Report Form❧

Owner/Lessee: _____ Phone: _____

Horse Show/Event: _____ Date(s) held: _____

Location of Show/Event: _____

Name of Horse(s)	Exhibitor	Name and number of Class	Placing in Class	Number of Points	Division category

Table A: Carriage Pleasure Driving Point Chart

Placing	1st	2nd	3rd	4th	5 th	6 th	Participation
Points	7	6	5	4	3	2	1

Table B: Combined Driving Point Chart

Placing	1st	2nd	3 rd	4th	5 th	6th	Completion*
Points	7	6	5	4	3	2	1

*Completion is defined as completing and/or receiving a score in each of the phases offered, without elimination, withdrawal, or retiring.

Categories in each division are as follows:

Pleasure Driving:

- A. Single Horse
- B. Single Pony/ VSE
- C. Multiple Horse
- D. Multiple Pony/VSE
- E. Junior Exhibitor
- F. Amateur Exhibitor

Combined Driving:

- G. Training and Below
 - G1. Single Horse
 - G2. Single Pony/VSE
 - G3. Multiple Horse/Pony/VSE
- H. Preliminary Level
- I. Intermediate Level and Above

Please use one sheet per Show/ Event

A copy of the show bill/prize list for the competition/show must accompany this form.

Return completed form to: Krls Breyer 26715 N. Schwerman Road, Wauconda, IL 60084-2703

Questions: 847-526-3012 or brlpatchcast@aol.com

❧HUB Club High Point Nomination Form❧

Owner/Lessee: _____ Phone: _____

Street Address: _____

City: _____ State: _____ Zip: _____ Email: _____

Name of Horse(s) or Exhibitor	Age	Division(s)	Total Fees (\$10) per division)

Categories in each division are as follows:

Pleasure Driving:

- A. Single Horse
- B. Single Pony/ VSE
- C. Multiple Horse
- D. Multiple Pony/VSE
- E. Junior Exhibitor
- F. Amateur Exhibitor

Combined Driving:

- G. Training and Below
 - G1. Single Horse
 - G2. Single Pony/VSE
 - G3. Multiple Horse/Pony/VSE
- H. Preliminary Level *
- I. Intermediate Level and Above *

* If entry numbers warrant, these categories will be divided like category G

Make check payable to: The HUB Club

Return form with payment to:

Kris Breyer 26715 N. Schwerman Road, Wauconda, IL 60084-2703

Questions: 847-526-3012 or briarpatcheast@aol.com

Due to Covid causing chaos, the requirement to attend one HUB Club meeting to participate in the High Point is suspended for 2020.



Award shall be given at the Annual Meeting of the Membership.

Lydia Gray, 43W991 Oakleaf Drive, Elburn, IL 60119 or email to: lydiagraydvm@gmail.com

Wheel to Wheel

NEWSLETTER EDITOR
26715 N. Schwerman Road
Wauconda, IL 60084-2703



HUB CLUB Membership Application Year _____

NAME: _____
ADDRESS: _____

PHONE :(home) _____ (work) _____ (cell) _____
EMAIL ADDRESS _____



HUB CLUB

Please check preference: Newsletter sent via email _____ U.S Postal Service _____
Also member of: _____ ADS _____ CAA, _____ USEF, Local club _____

MEMBERSHIP DESIGNATIONS:

INDIVIDUAL MEMBERSHIP: 18yrs or older, 1 vote per membership

FAMILY MEMBERSHIP: Couple and any underage children (<18), immediate family, 2 votes per membership.

JUNIOR MEMBERSHIP: Child under 18yrs of age, no voting privileges. (Must have an adult member as sponsor).

Also, parent/guardian must sign on application for Junior Members to participate at club events.

I accept the benefits, obligations and responsibilities of membership and agree to abide by the HUB Club bylaws
Signature(s): _____ Date _____

_____ Date _____

_____ Date : _____

Parent or Guardian (if under 18 years of age)

INDIVIDUAL MEMBERSHIP: \$25.00 (Renewing or New)* \$ _____

FAMILY MEMBERSHIP: \$35.00 (Renewing or New)* \$ _____

JUNIOR MEMBERSHIP: \$10.00 (Renewing or New)* \$ _____

*New memberships received after June 30 will be pro-rated for 6 months

Send check with completed forms to: check # _____
date _____

Sue West
711 Myrtle Way #215
Janesville, WI 53545