

# Wheel to Wheel

## Newsletter for the HUB



# 2020

## Club

<http://www.facebook.com/hubclubdrivingclub>

<http://www.hubclubdriving.com>

### HUB Club Officers:

President Krista Ziec 815-342-4819

Vice President Emily Berendt 815-337-3101

Secretary Kelly Chuman 630 712 9397

Treasurer Sue West 815-482-2747

Newsletter Editor Kris Breyer 847-526-3012

Webmaster

[Kristat40@gmail.com](mailto:Kristat40@gmail.com)

[eberendt@yahoo.com](mailto:eberendt@yahoo.com)

[KellyChuman@gmail.com](mailto:KellyChuman@gmail.com)

[jswestwindfarm@aol.com](mailto:jswestwindfarm@aol.com)

[briarpatcheast@aol.com](mailto:briarpatcheast@aol.com)

**The HUB Club:**  
**Education &**  
**Camraderie**



### ADS Representatives:

Midwest Region Rep Jada Neubauer, ADS Midwest Regional Director  
55065 180th St. Ames, IA 50010 525.450.4820

[midwest@americandrivingsociety.org](mailto:midwest@americandrivingsociety.org)

Central Region Rep Lynn West [LynnWest@Realtor.com](mailto:LynnWest@Realtor.com)

**From the Editor** As your editor, I ask that you send me photos and anything else that you would like to see in the newsletter. I am more than happy to use anything you want in the newsletter, as it is **YOUR newsletter**. If you want to continue to have an informative newsletter, I need material from the membership. You can send them to me directly at [briarpatcheast@aol.com](mailto:briarpatcheast@aol.com) by the 20<sup>th</sup> of each month. Kris Breyer

**From the Webmaster:** Please submit items for web page. Include pictures of all our members. Please send names of driver, passengers, horse(s), and description of what you are doing, and where.



## PREZ

### Message:

I hope everyone is still safe, healthy and staying as sane as possible. As a club we are

taking it one day at a time. The decision was made to cancel the Trish Demers clinic the end of May, but we will keep you in the loop for if can reschedule the clinic as well as the meeting. We can work on some tentative dates for the meeting but will need to wait for the official word from the State. Hopefully we won't have to go the digital meeting route, but that is also an option if needed. If anyone has any suggestions or ideas for us as a club during these difficult times, please reach out to us and let us know.

**Me waiting for the Lock-down to end**  
& carriage driving **to start again**



It has been a great time to go back to the basics and just hang out with Lily. We have been working on our ground tying for grooming and harnessing up. Standing when asked and our ever-important WOA! while working in hand. We just hitched for the first time in a month and worked off the property for a short drive. I'm just trying stay in the moment and enjoy the little time out we get.

Enough about me, how are all of you doing!? I would love it if you emailed pictures and a short paragraph on how you and your equines are handling this pandemic. Are you able to get some horse or drive time in? Doing any housekeeping around the farm? Teaching your horse/pony any new tricks? Do you have any fun projects you are finally getting to? Have any of you put your significant other or children up for adoption yet? I've been close! Any submissions received can be posted in the next newsletter so we can stay up to date with each other and hopefully have a few needed laughs!

*Stay safe, stay sane and hope to see you all soon!* 

## 2020 DRIVING

Apr 30—May 3 Spring Fling, CAA National Drive (Hoosier Horse Park, Edinburgh, IN)

[carriageassociationofamerica.com/event](http://carriageassociationofamerica.com/event) **CANCELLED**

May 16 DDC Carriage Barn Tour **CANCELLED...to be rescheduled**

May 30 Push, pull or drag mini equine show (Sackett Ranch, Burnett WI)

May 30-31 Trish Demers Clinic (HUB Club, Fox Valley Saddle Assoc, Hampshire IL) Lydia Gray  
[lydiagraydvm@gmail.com](mailto:lydiagraydvm@gmail.com) **CANCELLED**

May 31 Historical Drive at Old World Wisconsin (Eagle, WI)

June 18-21 Metamora CDE (Windrush Farm, Metamora, MI) [metamoracarriagedriving.org](http://metamoracarriagedriving.org) Darlene Daly  
[ddaly0037@gmail.com](mailto:ddaly0037@gmail.com) **CANCELLED**

June 20-21 Midwest Carriage Festival (Walworth County Fair Grounds, Elkhorn, WI) <http://bit.ly/2SDbBrn>

July 4 Notara Farm HDT (Verona, WI)

July 5 Historical Drive at Old World Wisconsin (Eagle, WI)

July 17-19 Wade House Carriage Festival (Greenbush, WI)

July 25 FSVA Driving Games Day (Hampshire, IL) [kellychuman@gmail.com](mailto:kellychuman@gmail.com)

July 25-26 HOW driving and riding clinic (Middleton, WI) [happyhaflingers@yahoo.co](mailto:happyhaflingers@yahoo.co)

July 25-26 MDDA War Horse distance drive 12 miles each day (Palmyra WI) [umecra.com](http://umecra.com)

July 31- Aug 2 Carriage Glow (Delaware County Fair Grounds, Manchester, IA) [carriageglow.com](http://carriageglow.com)

Sept 6 Historical Drive at Old World Wisconsin (Eagle, WI)

Sept 11-13 Villa Louis Carriage Classic (Prairie du Chien, WI) [carriageclassic.com](http://carriageclassic.com)

Sept 19-20 MDDA Colorama distance drive 15 miles each day (New Prospect WI) [umecra.com](http://umecra.com)

Oct 2-4 HOW open drive at Palmquist Farm (Brantwood WI) [happyhaflingers@yahoo.com](mailto:happyhaflingers@yahoo.com)

Oct 3 FSVA Driving Games Day (Hampshire, IL) [kellychuman@gmail.com](mailto:kellychuman@gmail.com)

Oct 4 MDDA Spirit Horse distance drive 15 miles (Palmyra WI) [umecra.com](http://umecra.com)

Oct 10-11 MDDA Iron Oak distance drive 12.5 miles each day (Arkdale WI) [umecra.com](http://umecra.com)

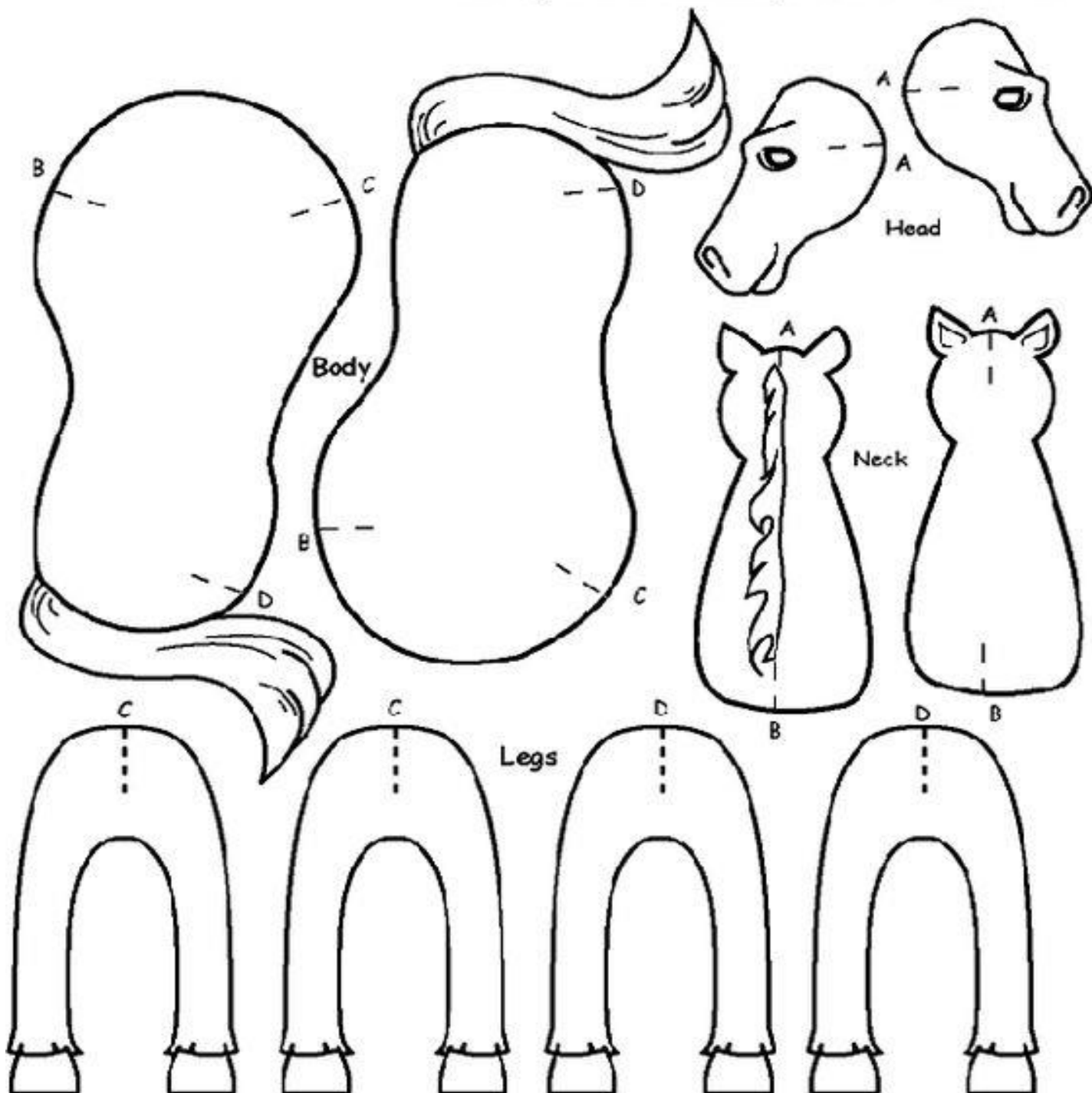
Oct 31-Nov 1 MDDA AHDRA Big River distance drive 12.5 miles Sat, 10 Sun miles (Keithsburg IL) [umecra.com](http://umecra.com)

# Something for those missing their horses....

## STAND-UP Horse

### Directions:

1. Print out this page and color with Crayola crayons or markers. Glue page to a thin piece of cardboard, such as a recycled cereal box or manila folder.
2. After the glue dries, cut out the cardboard shapes, remember where the letters are. Glue the matching shapes together, back to back.
3. Cut a slit on each dotted line. Fit the pieces together by matching the letters and sliding the slots into each other.





# Fox Valley Saddle Association's 2020 Day of Driving Show

**Location:** 44W300 Rohrsen Road, Hampshire IL  
(Corner of Rohrsen and Tower Rd)  
Location is north of Route 64, south of Route 20.



**July 25<sup>th</sup> & October 3<sup>rd</sup>**

## Classes:

Morning Driving Derby	Afternoon Games
<ol style="list-style-type: none"> <li>Horse Trot Only Driving Derby</li> <li>Horse Open Driving Derby</li> <li>Pony Trot Only Driving Derby</li> <li>Pony Open Driving Derby</li> <li>VSE Trot Only Driving Derby</li> <li>VSE Open Driving Derby <ul style="list-style-type: none"> <li>Multiples can request to be run in their own division or can compete with their size group.</li> </ul> </li> </ol>	<ol style="list-style-type: none"> <li>Rainbow Bingo Cones</li> <li>Don't Spill The "Wine" Command Class</li> <li>A Nice Day for Fishing</li> <li>Town &amp; Country Trivia Pursuit</li> <li>Organizer's Choice(s)</li> </ol>

## Show Schedule:

8:00 – Grounds Open  
9:00 – Secretary's Stand Opens  
9:45 – Secretary's Stand Closes until the conclusion of the Driving Derby  
10:00 – Driving Derby Begins  
1 hour of lunch after the Driving Derby ends  
Afternoon – Games begin (games will not start before noon)  
30 minutes after last round – Awards Ceremony

- Cone width - 175 cm standard.
- Driving Derby - Navigator required for large pony (ponies over 120 cm), horses, and multiples (navigators can go around multiple times).
- Derby - Ribbons up to 6<sup>th</sup> place!
- Games – Fun awards only
- Lunch will be available to order during a limited time only

**Contact:** Questions please call or email Mike Chuman: [FarmAwesomeMike@gmail.com](mailto:FarmAwesomeMike@gmail.com) or (630) 723-7648

## Fees

\$25 – Derby Entry per horse/driver team	\$25 per stall for non-FVSA members
\$15 – all afternoon games	\$15 per stall for FVSA members

**\*\*FVSA reserves the right to require stall rental if weather conditions preclude parking on grass**

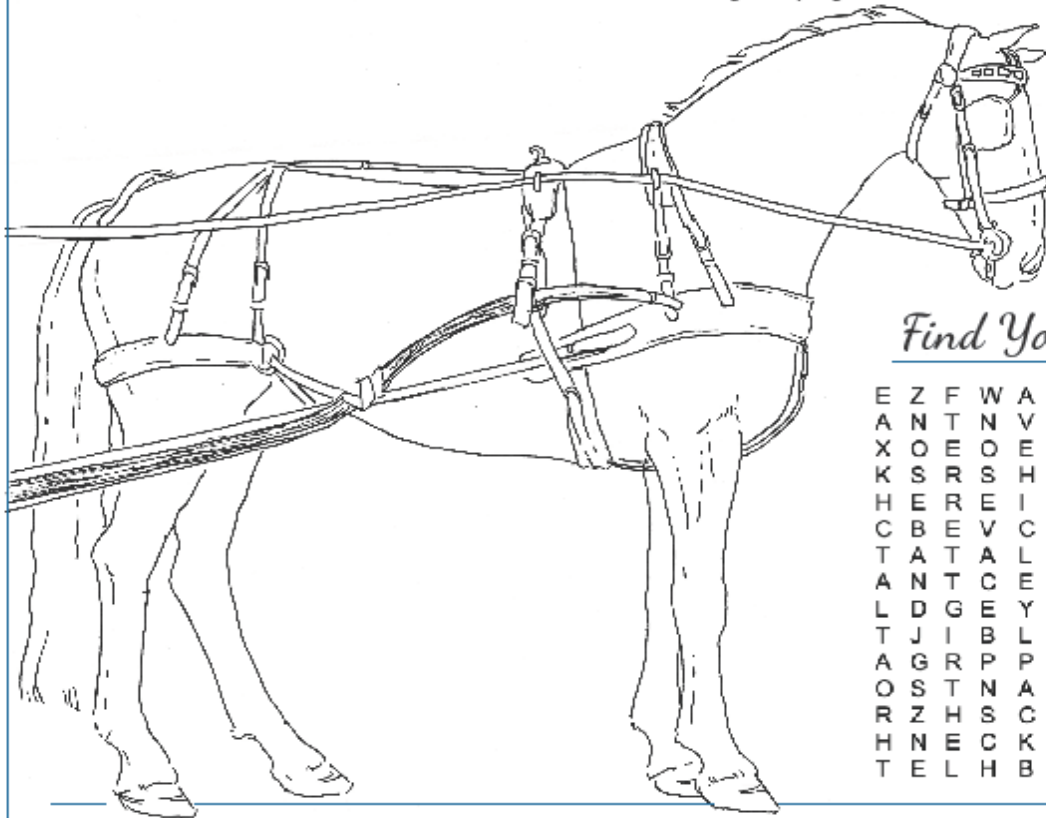
**Attire:** All safe vehicle types are welcome. ASTM/SEI helmet, whip, and gloves are required. Safety vest is strongly encouraged. Fun award given to a turnout with particularly fun or entertaining outfits, so be creative.

**WARNING:** Under the Equine Activity Liability Act, each participant who engages in an equine activity expressly assumes the risks of engaging in and legal responsibility for injury, loss, or damage to person or property resulting from the risk of equine activities.

**GENERAL RULES:** No entry fees refunded. Judge's decision is final. All stallions must have an adult handler. FVSA is not responsible for any theft, accident or bodily injury. No alcoholic beverages on the grounds. All dogs must be on a leash. Children must be under adult supervision. The show committee reserves the right to combine, split, or cancel any class-based entries. ADS Rules will be followed where applicable. Announcements made the day of the show take precedence over written show bill. State of Illinois proof of negative Coggins Law abided by. NSF FEE: \$20 for returned checks

*Come Drive with Us!*

americandrivingsociety.org



### *Find Your Harness Parts*

E	Z	F	W	A	T	E	R	H	O	O	K	P	U	B
A	N	T	N	V	B	S	Y	W	K	D	S	F	U	R
X	O	E	O	E	R	S	L	I	E	K	G	M	O	E
K	S	R	S	H	E	K	R	N	W	B	U	A	S	E
H	E	R	E	I	A	C	S	K	P	R	T	R	R	C
C	B	E	V	C	S	A	A	E	R	A	I	P	T	H
T	A	T	A	L	T	B	D	R	S	T	L	L	N	R
A	N	T	C	E	C	D	D	S	T	L	L	N	R	N
L	D	G	E	Y	O	L	L	T	S	E	D	G	E	G
T	J	I	B	L	L	O	E	A	K	B	J	A	K	T
A	G	R	P	P	L	H	L	Y	C	A	X	L	N	F
O	S	T	N	A	A	U	I	S	A	I	N	E	L	A
R	Z	H	S	C	R	U	G	B	B	T	Y	L	L	H
H	N	E	C	K	S	T	R	A	P	Q	I	B	B	S
T	E	L	H	B	R	O	W	B	A	N	D	B	B	Y

BACK STRAP  
BIT  
BLINKERS  
BREAST COLLAR

BREECHING  
BRIDLE  
BROWBAND  
CAVESON

GIRTH  
GULLET  
HOLDBACKS  
MARTINGALE

NECK STRAP  
NOSEBAND  
SADDLE  
SHAFT

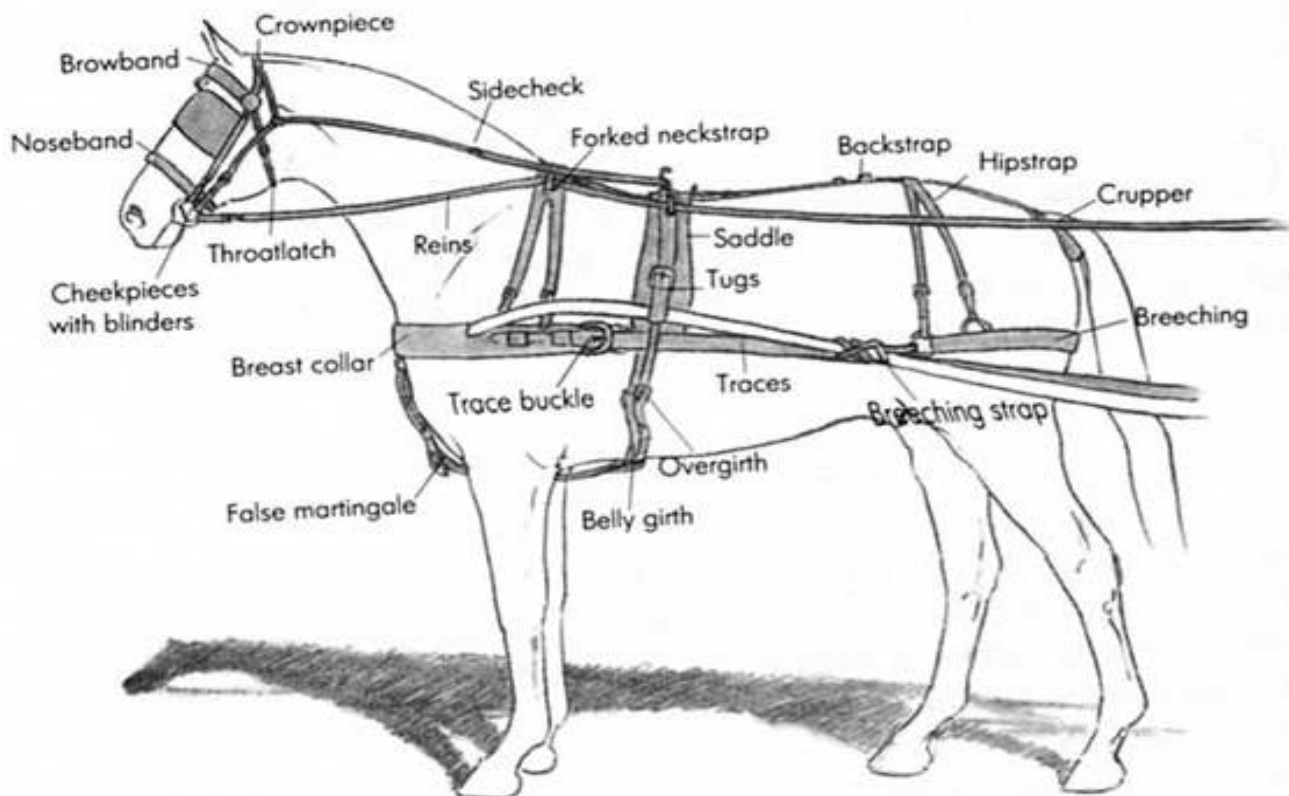
TERRET  
THROATLATCH  
TUGS  
VEHICLE

WATERHOOK  
WINKERSTAYS



*The American Driving Society, Inc.*

© 2020 The American Driving Society, Inc.



# Driving Aprons



The driving apron is an important part of the carriage driving ensemble. Historically, it was used to keep the driver's and passenger's clothing clean while in the carriage going over dusty and muddy roads. Therefore, it is worn over the clothing, including coats. The apron is actually an accessory of the vehicle. It doesn't have to be the same color as the upholstery, but it should coordinate with it. Most of our vehicles have black somewhere with tan seats, so this dark charcoal apron with tan trim (shown) goes well.



I have some sewing ability, so I make our driving aprons instead of purchasing them. Here are some tips for making your own apron.

My favorite fabric is a wool blend. We have some pure wool aprons and they are much heavier. They drape nicely, but in the heat of summer, I don't want any more fabric on me than necessary. The wool blend drapes nicely, too, and releases dirt easily.



My husband wasn't watching that my apron was over the wheel while he drove my horse. This lovely spot resulted. ☹️



After I let it dry, I brushed that spot away! 😊



"Duck Tails"

The shape and length of the apron is optional. I like my apron to be long enough to be at the crease of my foot when standing. Some people like aprons at the crease of their foot when sitting. Some like shorter aprons, but below the knee when sitting is the minimum length. I also like my apron to wrap all the way around me, so I don't have the coat "duck tails" sticking out the back.

Therefore, my aprons are cut in a rectangle and overlap. "Bell" shaped aprons are good for those who don't use a wrapped apron, as it has more fabric to cover the sides.



The line of a "bell" shaped apron.



I like to put waistbands on my aprons. They lay across the body nicely without bunching. The waistband is double width and folded in half lengthwise with the good side out. First, I sew the “prickly” Velcro only on one half of the waistband, and then I fold it and use fusible interfacing. I sew the “fuzzy” Velcro on over the whole waistband, as that stitching will be on the inside of the apron. Then I top stitch the folded waistband on the rest of the fabric, putting the body of the fabric in between the folded pieces of waistband fabric. I also top stitch the folded material at the top to create a nice line. See here:



The “good” side of the apron with the “fuzzy” Velcro.



The underside of the same piece of Velcro.



The “prickly” Velcro on the “underside”.  
This piece is sewn only in the inside because I want the waistband to be “clean” on the outside where it will be seen.



In order for the apron to lie nicely across the stomach, some makers put darts in the front. This apron (left) was purchased by a friend of mine.

The trim on an apron is optional as well, but it does help tie the apron to the vehicle and gives it a “finished” look.



Some seamstresses trim aprons all the way around. The corners are nicely rounded.



I used bias tape only on the bottom of the apron. Since it wraps around, I didn’t want the line of the bias tape on my backside. 😊




A monogram is another nice finishing touch, but it shouldn’t overpower the turnout. It should be on the right (the driver sits in the right seat) or the middle of the apron.

Aprons don't have to be as "complicated" as the ones above. Here is how our family (my mom, sister, and I) made our first aprons. We showed in these aprons for years. We used stretch gabardine because it was machine washable, didn't wrinkle easily, and it was what we had in the house! 😊



First, we measured the length of the fabric. After we cut the fabric, we sewed the raw edge under and seamed it up all the way around so it didn't unravel. Then, we took a dress belt (be sure to match the metal of the buckle to the metal on the rest of your turnout, i.e. gold with brass), and made a casing in the fabric just a bit wider than the belt. Finally, we slipped the belt through the casing, and buckled it in the back. The belt can come out to wash the fabric.

There are a few advantages of this style of apron. It is easy to make. It can fit multiple people. Although you tuck the sides of the apron under, you don't have to sit on the apron itself. Once it is buckled on, it probably won't come off on its own (like Velcro could). The disadvantages of this style are that it doesn't lie flat on your front, and you are going to have duck tails. However, it is a great "starter" apron that works in a pinch.



I put bias tape trim around this buckled apron.

*Used with the kind permission of  
Myrna Rhinehart*

**IVC Carriage**

**E9432A SOUTH AVENUE • REEDSBURG, WI  
53959**

**608.393.0598**

**[www.ivccarriage.com](http://www.ivccarriage.com) • [info@ivccarriage.com](mailto:info@ivccarriage.com)**

© IVC Carriage





## Sales Barn

### WEANLING FOR SALE

Driving/Riding prospect. Sweet, appealing filly. Born Sept 1, 2019. Half Fjord, half Spotted Haflinger. Should mature 14+ hands. Halter broke, leads, good for farrier, loads, clips. Located in Brooklyn, WI (20 miles south of Madison, WI). Contact Donna and Chet Thomas for full details. 608-332-0704 or [stablewoman@hughes.net](mailto:stablewoman@hughes.net)



## May is National Carriage & Driving Month

This is going to be a unique May, with new "outside the box" opportunities to introduce people to carriages and carriage driving. What activities are you or your club undertaking in May? We'd love to help you promote May as National Carriage & Driving Month.

[Send activities and ideas to Kathleen@CAAOnline.com](mailto:Kathleen@CAAOnline.com)



## Member photos:

Here he is, Bridlesweet Deal, first time in harness. He just turned 8 years old on April 20th 2020!  
Vanya Castle



Didi Dowling and Popsie the barrel horse



Didi Dowling reads an Easter Book on line







I have been doing some extra groundwork with my horses, Virginia Brown



My Western pleasure mare, Mila, was ground driven as a youngster, but never hitched. That just changed.....

<https://youtu.be/DZhuRgBO6xs> First time hooked to the cart!

Meanwhile, our nearing 16h two-year-old, Violet, is now matured sufficiently the calmly drag poles the first asked to do so. <https://youtu.be/wfhhFbYor2I>



And Stormy, the three-year-old, started driving in September and has moved on to Western pleasure...  
Kris Breyer





**Newsletter Editor**  
**Kristen Breyer**  
**266715 N. Schwerman Road**  
**Wauconda, IL 60084**

**HORSE**



## **HUB CLUB** Membership Application Year \_\_\_\_\_

NAME: \_\_\_\_\_

ADDRESS: \_\_\_\_\_

PHONE :( home) \_\_\_\_\_ (work) \_\_\_\_\_ (cell) \_\_\_\_\_

EMAIL ADDRESS \_\_\_\_\_

Also member of: \_\_\_\_\_ ADS \_\_\_\_\_ CAA, \_\_\_\_\_ USEF, Local club \_\_\_\_\_

### MEMBERSHIP DESIGNATIONS:

INDIVIDUAL MEMBERSHIP: 18yrs or older, 1 vote per membership

FAMILY MEMBERSHIP: Couple and any underage children (<18), immediate family, 2 votes per membership.

JUNIOR MEMBERSHIP: Child under 18yrs of age, no voting privileges. (Must have an adult member as sponsor).

Also, parent/guardian must sign on application for Junior Members to participate at club events.

I accept the benefits, obligations and responsibilities of membership and agree to abide by the HUB Club bylaws  
 Signature(s): \_\_\_\_\_ Date \_\_\_\_\_

\_\_\_\_\_ Date \_\_\_\_\_

\_\_\_\_\_ Date : \_\_\_\_\_

Parent or Guardian (if under 18 years of age)

INDIVIDUAL MEMBERSHIP: \$25.00 (Renewing or New)\* \$ \_\_\_\_\_

FAMILY MEMBERSHIP: \$35.00 (Renewing or New)\* \$ \_\_\_\_\_

JUNIOR MEMBERSHIP: \$10.00 (Renewing or New)\* \$ \_\_\_\_\_

\*New memberships received after June 30 will be pro-rated for 6 months

The newsletter is normally distributed via email, as PDF. Do you **REALLY NEED** receive the newsletter via regular mail? Yes \_\_\_\_\_ No \_\_\_\_\_ If yes, please include additional \$12.00 to help with print and mailing costs.

Send check payable to HUB Club with completed form to:

**Sue West**  
**16212 Nelson Road**  
**Woodstock IL 60098**

Check # \_\_\_\_\_

Amount \_\_\_\_\_

Date \_\_\_\_\_