

Wheel to Wheel

Newsletter for the HUB



2017

Club

<http://www.facebook.com/hubclubdrivingclub>

<http://www.hubclubdriving.com>

HUB Club Officers:

President Lydia Gray 630-701-5903 LydiaGrayDVM@gmail.com
Vice President Emily Berendt 815-337-3101 eberendt@yahoo.com
Secretary Kelly Chuman kellyannbrock@gmail.com
Treasurer Terri Delke stargeorge@hotmail.com
Newsletter Editors Kris Breyer 847-526-3012 briarpatcheast@aol.com
Tami Carlo evntr2112@gmail.com
Librarian Leslye Sandberg 847-602-7500 leslyesandberg@gmail.com
Webmaster Mary Ann Carter 847-783-0134 maryann-carter@live.com

ADS Representatives:

Midwest Region Rep Katy Rhinehart, Ferguson IA gkm104@heartofiowa.net
katy.rhinehart@lennoxinc.com Phone: H 641-478-3285 C 641-485-7821
Central Region Rep Carol Millhoan cmillhoan@gmail.com

The HUB Club:
Education &
Camraderie



From the Editor As your editor, I ask that you send me photos and anything else that you would like to see in the newsletter. I am more than happy to use anything you want in the newsletter, as it is **YOUR newsletter**. If you want to continue to have an informative newsletter, I need material from the membership. You can send them to me directly at briarpatcheast@aol.com by the 20th of each month. Kris Breyer

From the Webmaster: Please submit items for web page. Include pictures of all our members. Please send names of driver, passengers, horse(s), and description of what you are doing, and where.



PREZ Message: Google Maps says

Hampshire, IL (Fox Valley Saddle Association) and Fitchburg, WI (Hickory Knoll CDE) are only 100 miles apart but boy, what a difference! Whereas Hickory Knoll scheduled for July 22-23 had to be cancelled this year because of rain, flooding, and property damage, the FVSA's Day of Driving and HUB Club's Dirty Harness Day/ADT July 15-16 were able to provide a full cross-country course, three separate cones courses, three separate marathon obstacles, a 40 X 80 meter dressage ring, and multiple ring classes under beautiful skies and 75 degree weather! It was a **TON** of

work -- thanks Mike and Kelly and all the volunteers who made it possible for the rest of us to come and have fun. There are two more "Days of Driving" yet this year, August 15 and September 16, and I would urge you to attend those in some way, shape, or form as well as pencil in next year's HUB Club show as it is **PERFECT** for newcomers to the sport who aren't even driving yet but just learning the lingo, green horses and drivers looking for a safe and low-stress event, intermediate horses and drivers tweaking their performance before recognized events . . . pretty much everybody!

Yours Truly, **Dr. Lydia Gray**



2017 Driving



Aug 5 Mid States Morgan Show, Hampshire, IL Kris Breyer briarpatcheat@aol.com 847-526-3012

Aug 5-6 Eastern Iowa Carriage Glow, Manchester, IA Laurie@touchofglassinc.com

www.easterniowacarriageglow.com

Aug 12-13 Wade House Carriage Driving Days, Greenbush, WI- Wade House,
wadehouse@wisconsinhistory.org, 920-526-3271

Aug 12-13 A Day of Driving at FVSA, Hampshire, IL- Michael & Kelly Chuman

Aug 15- 16Iowa State Fair Society Horse Show, Des Moines, IA- Jennifer Cannon, 515-262-3111

Aug TBD DDC Menomonee Park/Lannon Quarry Drive, Lannon, WI

Aug 30- Sep 2 Jubilee Regional Morgan Horse Show, Springfield, IL- Betsy Bishop
www.jubileemorganhorseshow.com, 217-836-5055

Sep 2-3 Jericho Open Horse Show, Jefferson, WI

Sep 5-9 All American Horse Classic, Indianapolis, IN- Steve Kildow, 765-620-5779

Sep 8-10 Villa Louis Carriage Festival, Prairie du Chien, WI. Pleasure driving event ---educational programs, pleasure classes, obstacle classes; vendors, social events .Contact: Mike Rider, 608-326-4436, info@carriageclassic.com"

Sep 16 A Day of Driving at FVSA, Hampshire, IL- Michael & Kelly Chuman

Sep TBD DDC Donald Park Drive Mount Horeb, WI

Sep 22-24 Indiana CDE & CT, Edinburgh, IN

Oct TBD DDC Didier Farm/Radtke Drive, Port Washington, WI

Oct 10-15 National Drive, Lexington, KY- Virginia Goodman, thenationaldrive@gmail.com, 502-370-1848

Oct 21 DDC Horses in the Park, Columbus, WI

October 28 Fitchie Creek FP HUB Club Fall Fun Drive. Fitchie has two bridges to cross; winding path through wooded area; mild rolling hills; grass, limestone and some blacktop paths. Trailer parking on grass just east of the entrance drive. Two shelters, restrooms and access to water. Depending on the condition of the season in late October, the water pump may or may not be operational so suggest that we bring our own water for our horses. Link to the information about Fitchie Creek

<http://kaneforest.com/ForestPreserveView.aspx?ID=20>

Nov TBD Corn Maze Drive, Spring Grove, IL- Richardson's Farm

Dec TBD Victorian Horse Drawn Parade, Sharon, WI

A Day of Driving followed by . . . Another Day of Driving

What ranges from 9 to 17 hands? Entries in the first-ever “Day of Driving” at the Fox Valley Saddle Association and at the first-ever HUB Club Arena Driving Trial, that’s what! Held Saturday July 15 and Sunday July 16 at FVSA’s 40-acre facility in Hampshire, IL, Cathy Brock had the smallest horses, with the pair “Pippen” and “Bilbo,” while I had the largest with “Newman” who went by the show name of “Newmiepoopasaurus Rex.” Other participants included:

- Linda Syverson-Kerr with her Norwegian Fjords “WW Russert” and “WW Reidar”
- Linda Fidler and the warmblood mare “Northern Lights Reign”
- Carolyn Sluiter with the hackney horse “Cole”
- Michael Chuman and “Gimme Some Sugar,” a Belgian/Haflinger mare
- Kelly Chuman with “Burning the Midnight Oil” aka “Bert,” a Percheron/Quarter Horse
- Sue West and her Morgan mare “Dancastle Kahlua n’Cream”
- Judy Dowling with “Pink,” the pony
- The palomino pony “Dreamer,” driven by Lonnie and Reiner Schuetz as well as Beverly Horsley
- Multiple members of the Double L Mini Driving Drill Team from Spring Grove, IL.



pictures of Newman;

What is a “Day of Driving?” Because there aren’t that many carriage driving shows in the Midwest and therefore competitors come not just from Illinois but also Wisconsin, Iowa, and other states, the show organizer wanted to give drivers who trucked a long distance plenty of opportunities to hitch their horses. Saturday was therefore two shows in one, with a Driving Derby in the morning and a Pleasure Driving Competition in the afternoon which consisted of Pleasure Driving and Reinsmanship classes in a ring, then a Cones class, followed by a Town and Country class (just over 1km around the property).

Here’s where it gets fun: the show bill said “American Driving Society rules apply.” So according to the ADS rulebook, the Driving Derby follows Combined Driving rules, while the Pleasure Driving Competition follows Pleasure Driving rules. That means in the morning we were required to wear long pants (no shorts!), an approved helmet, gloves, and carry a whip, while in the afternoon we were required to wear gloves and carry a whip, as well as wear a “hat” (helmets are recommended but not required) and an apron or knee rug. Also, a groom is required to ride with large pony, horse, or multiples (ie pairs, four-in-hands, etc) in a Driving Derby, while grooms are

Fox Valley Saddle Association's 2017 Driving Show Series

July 15th
August 12th
September 16th

Location: 44W300 Rohrsen Road, Hampshire IL.
(corner of Rohrsen and Tower Rd)
Location is north of Route 64, south of Route 20.

Classes:

Morning Driving Derby	Afternoon Pleasure Classes
1. VSE Trot Only Driving Derby	9. VSE Pleasure Driving
2. VSE Open Driving Derby	10. Pony Pleasure Driving
3. Pony Trot Only Driving Derby	11. Horse Pleasure Driving
4. Pony Open Driving Derby	12. VSE Reinsmanship
5. Horse Trot Only Driving Derby	13. Pony Reinsmanship
6. Horse Open Driving Derby	14. Horse Reinsmanship
7. Multiples Trot Only Driving Derby	
8. Multiples Open Driving Derby	

Friday Schedule:

5:30 PM – Grounds Open (Secretary's Stand Open)
6:00 PM – Pot Luck Begins
7:00 PM – Secretary's Stand Closes
7:30 PM – Fun Classes (organizer's choice) begin under our arena lights (or in indoor arena)
Campfire and socializing to follow weather permitting

Saturday Schedule:

8:00 – Grounds Open
9:00 – Secretary's Stand Opens
9:45 – Secretary's Stand Closes until the conclusion of the Driving Derby
10:00 – Driving Derby Begins
12:00 – Secretary's Stand Re-Opens & Lunch is available
12:45 – Secretary's Stand Closes for the day
1:00 – Pleasure Classes Begin (classes will not start before 1PM)
30 minutes after last round – Awards Ceremony

** Placements in Classes 18, 19, and 20 will be based on optimum time

Ribbons up to 6th place! Year-end Awards will be awarded at September Show.
Lunch will be available to order during a limited time only

Contact: Questions please call or email Mike Chuman: FarmAwesomeMike@gmail.com (630) 723-7648

Fees:

\$25 – Derby Entry per horse/driver team	\$25 per stall
\$35 – all four Afternoon Pleasure classes per horse/driver team	\$10 – Overnight Electric Hookup
\$10 – a la cart Afternoon Pleasure classes	\$15 – Daytime Electric Hookup

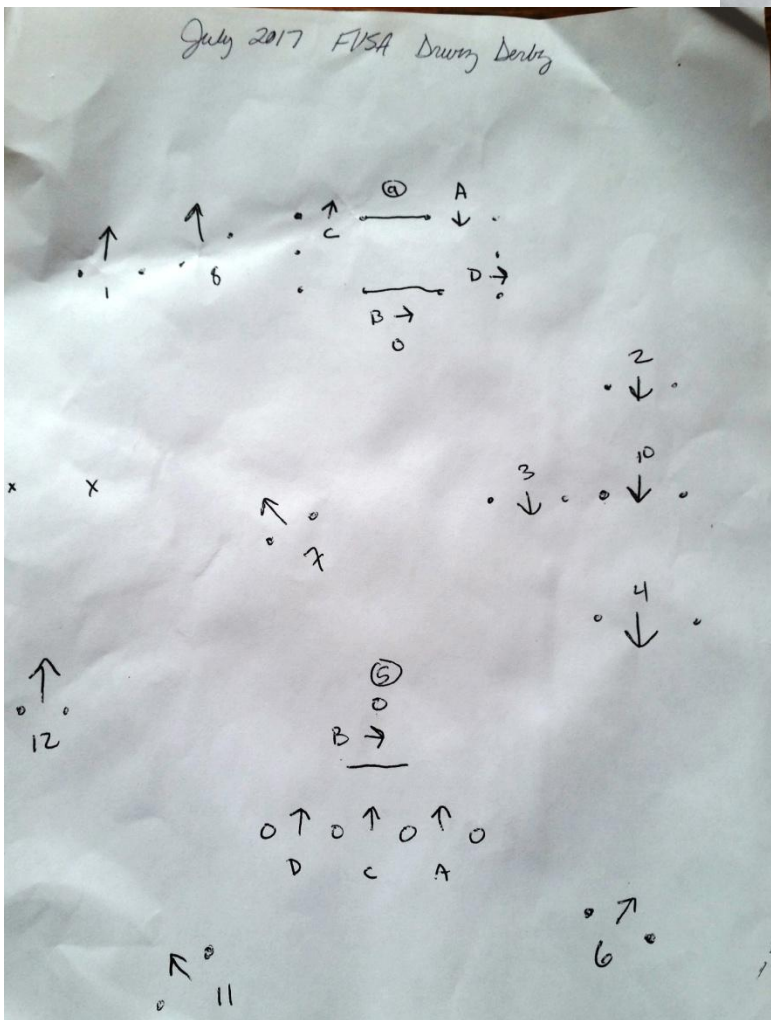
**FVSA reserves the right to require stall rental if weather conditions preclude parking on grass

Attire: All safe vehicle types are welcome. Driving Derby - ASTM/SEI helmet, whip, and gloves are required. Safety vest is strongly encouraged. Afternoon Pleasure Classes – Gloves, Whip and Apron are required. Helmets are recommended


American Driving Society (ADS) Rules Apply. Driving Derby - Navigator required for large pony (ponies over 125 cm); horses, and multiples (navigators can go around multiple times).

WARNING: Under the Equine Activity Liability Act, each participant who engages in an equine activity expressly assumes the risks of engaging in and legal responsibility for injury, loss, or damage to person or property resulting from the risk of equine activities.

GENERAL RULES: No entry fees refunded. Judges decision is final. All stallions must have an adult handler. FVSA is not responsible for any theft, accident or bodily injury. No alcoholic beverages on the grounds. All dogs must be on a leash. Children must be under adult supervision. The show committee reserves the right to combine, split, or cancel any class based entries. ADS Rules will be allowed where applicable. Announcements made the day of the show take precedence over written show bill. State of Illinois proof of negative Coggins Law abided by. NSF FEE: \$20 for returned checks



not mandatory in Pleasure Driving Competitions for single horse and pony turnouts, only for multiples. Of course, there are lots more little differences, which caused me to have to read the rulebook not once but TWICE before this show! In the Driving Derby alone, there are 22 different ways to be penalized, with 11 of them resulting in Elimination (such as loss of control, failure to dismount to repair broken harness, and carriage turnover, yikes!) Here’s a super-fun rule: in the Driving Derby, each pair of cones remains “live” and therefore can’t be driven through again or knocked down while the competitor is on course but the lettered gates in the obstacles become “dead” or neutralized after passing through them in the correct order.



Obstacles map

What is an Arena Driving Trial? The next day was a completely different show, although it too fell under ADS rules and it too was also a form of Combined Driving. However, being a three-phase competition (dressage, cones, marathon obstacles), each had their unique requirements so back to the rulebook for a **THIRD** reading for me! This time, I wanted to make sure I wasn't eliminated or lost points for having my groom speak to me during dressage, failing to start the cones course within 45 seconds of the signal, or not correcting a wrong course through a marathon obstacle. As if the rules weren't enough to fill my head, by now I've walked and memorized my **FIFTH** course over two days!

1. Driving Derby (10 pairs of numbered cones and 2 gated obstacles)
2. Pleasure Driving Competition cones course (12 pairs of numbered cones)
3. Pleasure Driving Competition Town and Country course (16 numbered "gates")
4. ADT cones course (12 numbered cones)
5. ADT marathon obstacles (for Prelim, two obstacles with four lettered "gates" each)

FYI In driving competitions, "gates" aren't really gates as in openings in fences, "gates" are a pair of numbers (in the case of Pleasure Driving Competitions) or letters (in the case of Combined Driving marathon obstacles) that drivers must pass through, in order, with red on the right and white on the left, as part of the course.

Why do drivers put themselves through this? Finally, the question everyone wants to know: why on earth would people put themselves and their horses through all this? Reading it, it does sound a bit daunting, and I can testify that both Newman and I needed the following Monday AND Tuesday to recover. But here are the reasons, personally, that I competed:

1. Show support for FVSA and the HUB Club
2. Challenge myself and my horse with real courses, real judges, and real timers (and real rules!)
3. **FUN!** We drivers LOOOVE courses (especially ones that we didn't have to set up ourselves) and we all strive for the "double clear" ie a trip that



is under the time limit and has no knockdowns, so fast and smooth. **LYDIA GRAY**

FVSA Day of Driving and HUB Club Dirty ADT

July 15 & 16, 2017

I was competing this year so didn't get a chance to take too many photos.

On Saturday there are 3 photos of competitors Kelly Chuman with Bert and Kathy Brock with her team of minis Pippen and Bilbo and groom Bob

Mikos holding my horse Reign while we wait to enter the ring for Pleasure driving.

The other photo is from the driver meeting on Sunday. Kelly Chuman is going over the rules for the ADT.

Linda Fidler



[Michael Chuman](#) [July 16](#) ·

Taking Sugar home after an interesting day of competition. Some nice stuff in dressage and other times it was like she had never driven before. She was actually pretty awesome in the obstacles though. Pretty nice day at the Hub Club Dirty Harness ADT. — at [Fox Valley Saddle Association](#).



Linda Syverson Kerr

Thank you to Hub Club and Fox Valley Saddle Association for a wonderful weekend of fun and laughs. This is the type of event that's awesome great people who encourage a positive experience for everyone. But, especially those green ponies!!

Terry Hooten Green as grass schooling shows are so needed.

Hub Club Yes, and the HUB Club and FVSA have tried to provide them for many years....

Sue West It was a well organized and super fun event for novice and experienced alike. Had an awesome time with friends and equines!!! Thanks especially to Mike and Kelly Chuman, [MaryAnn Carter](#) and all the other Hub Club and FVSA volunteers!!

<https://www.dropbox.com/sh/8lfgll4bvew5hk7/AAA8ifNmtvsMhrLkkoYDLdgqa?dl=0>



This is the link to the Hub Club Library – out on Dropbox. For those unfamiliar, Dropbox is a free computer app. that allows files to be shared on the internet. Anyone clicking on this link will get the excel spreadsheet with the most updated library on it. This link to a dropbox HUB Club folder, contains the library spreadsheet but also a number of ADS forms, event packing lists, scans of the articles that were copied as pages in the library, etc. I don't know if we plan to put the articles onto the website or the packing list or other forms. CDE entry form, cones scoring forms, etc. Anything else anyone things should go into this folder and we can share with members and they can read the heavier articles direct from the link without having to save or download to print. would like to remind everyone that we

now have a mail out and back program.

If you want to check something out from the library you contact [Leslye Sandberg](#)

leslyesandberg@gmail.com and include your mailing address. The item will be mailed to you. We ask that you return the item in a timely manner in the preaddressed envelope that will come with it. You will have to pay the return postage. In upcoming issues I will be showcasing some of the new additions. And again I ask for your suggestions for items to add to the library. Note that any horsey movies or videos you have that you no longer want or need, can be donated to the library as well.

Fox Valley Saddle Association's 2017

July 15th

August 12th

September 16th

Driving Show Series



Location: 44W300 Rohrsen Road, Hampshire IL
(Corner of Rohrsen and Tower Rd)
Location is north of Route 64, south of Route 20.

Classes:

Morning Driving Derby	Afternoon Pleasure Classes	
1. VSE Trot Only Driving Derby	9. VSE Pleasure Driving	15. VSE Cones
2. VSE Open Driving Derby	10. Pony Pleasure Driving	16. Pony Cones
3. Pony Trot Only Driving Derby	11. Horse Pleasure Driving	17. Horse Cones
4. Pony Open Driving Derby	12. VSE Reinsmanship	18. VSE Town and Country
5. Horse Trot Only Driving Derby	13. Pony Reinsmanship	19. Pony Town and Country
6. Horse Open Driving Derby	14. Horse Reinsmanship	20. Horse Town and Country
7. Multiples Trot Only Driving Derby		
8. Multiples Open Driving Derby		

*Cone width - 175 cm standard.

** Placements in Classes 18, 19, and 20 will be based on optimum time

Friday Schedule:	Saturday Schedule:
5:30 PM – Grounds Open (Secretary's Stand Open)	8:00 – Grounds Open
6:00 PM – Pot Luck Begins	9:00 – Secretary's Stand Opens
7:00 PM – Secretary's Stand Closes	9:45 – Secretary's Stand Closes until the conclusion of the Driving Derby
7:30 PM – Fun Classes (organizer's choice) begin under our arena lights (or in indoor arena)	10:00 – Driving Derby Begins
Campfire and socializing to follow weather permitting	12:00 – Secretary's Stand Re-Opens & Lunch is available
	12:45 – Secretary's Stand Closes for the day
	1:00 – Pleasure Classes Begin (classes will not start before 1PM)
	30 minutes after last round – Awards Ceremony

Ribbons up to 6th place! Year-end Awards will be awarded at September Show.

Lunch will be available to order during a limited time only

Contact: Questions please call or email Mike Chuman: FarmAwesomeMike@gmail.com (630) 723-7648

Fees:

\$25 – Derby Entry per horse/driver team	\$25 per stall
\$35 – all four Afternoon Pleasure classes per horse/driver team	\$10 – Overnight Electric Hookup
\$10 – a la cart Afternoon Pleasure classes	\$15 – Daytime Electric Hookup

**FVSA reserves the right to require stall rental if weather conditions preclude parking on grass

Attire: All safe vehicle types are welcome. Driving Derby - ASTM/SEI helmet, whip, and gloves are required. Safety vest is strongly encouraged. Afternoon Pleasure Classes – Gloves, Whip and Apron are required. Helmets are recommended

American Driving Society (ADS) Rules Apply. Driving Derby - Navigator required for large pony (ponies over 120 cm), horses, and multiples (navigators can go around multiple times).

WARNING: Under the Equine Activity Liability Act, each participant who engages in an equine activity expressly assumes the risks of engaging in and legal responsibility for injury, loss, or damage to person or property resulting from the risk of equine activities.

GENERAL RULES: No entry fees refunded. Judges decision is final. All stallions must have an adult handler. FVSA is not responsible for any theft, accident or bodily injury. No alcoholic beverages on the grounds. All dogs must be on a leash. Children must be under adult supervision. The show committee reserves the right to combine, split, or cancel any class based entries. ADS Rules will be followed where applicable. Announcements made the day of the show take precedence over written show bill. State of Illinois proof of negative Coggins Law abided by. NSF FEE: \$20 for returned checks

OPEN SHOW SPONSORED by the Mid-States Morgan Horse Club

DATE: SATURDAY, August 5, 2017

TIME: 9:30 A.M.

ENTRY FEES: \$8.00 PER CLASS

OFFICE FEE: \$3.00 PER Rider/Driver

STABLE FEES: \$35.00 PER STALL

OUT OF TRAILER FEE: \$20 PER EQUINE TROPHY &

RIBBON FOR 1ST PLACE,

RIBBONS FOR 2ND THRU 6TH PLACE

AMHA Open Morgan Award

JUDGE: Jessica Moctezuma DeHart, Woodstock, IL

LOCATION: FOX VALLEY SADDLE ASSOCIATION

SHOW GROUNDS, 44W300 ROHRSON RD.,

HAMPSHIRE, IL (ROHRSON RD. & TOWER RD. -

north of Plato Rd

and south of Plank Road)

NEGATIVE COGGINS REQUIRED ON ALL
HORSES/PONIES ON GROUNDS - PRESENT COPIES IN
SHOW OFFICE

SHOW SECRETARY: Kristen Breyer 26715 N.

Schwerman Road, Wauconda, IL 60084

briarpatcheast@aol.com

Website: www.midstatesmorgan.org

THE MID-STATES MORGAN
HORSE CLUB, INC., THE FOX
VALLEY SADDLE
ASSOCIATION, AND ALL
OTHER AFFILIATES ARE NOT
RESPONSIBLE OR LIABLE FOR
ANY INJURIES, DAMAGES, OR
LOSSES SUSTAINED IN ANY
WAY TO EXHIBITORS,
SPECTATORS, VOLUNTEERS,
HORSES AND/OR PROPERTY.



THE MIDSTATES MORGAN HORSE CLUB, INC. RESERVES
THE RIGHT TO DISMISS FROM THE GROUNDS ANYONE
DISPLAYING AN UNSPORTSMANLIKE MANNER OR
CRUELTY TO AN ANIMAL.

NO ENTRIES, CHANGES OR REFUNDS WILL BE ALLOWED
AFTER THE GIVEN CLASS IS CALLED.

USEF RULES SHALL APPLY. JUDGE'S AND/OR SHOW
COMMITTEE DECISIONS WILL BE FINAL.

Please, NO alcoholic beverages or dogs on the grounds

Age of horse or rider is of January 1, 2017

Novice classes are for riders and horses who have not won
more than three blue ribbons in that division before today's
show.

NO stallion over the age of two may be shown by a junior
exhibitor.

Equitation patterns may be posted at the judge's discretion.
In classes of less than three entries, the show committee
reserves the right to combine, cancel or substitute classes.

Proper horse show attire shall be required in all classes,
with the exception of the Academy classes.

Academy classes are for beginning riders on lesson horses.

Riders in these classes may not enter any other ridden class,
with the exception of the games/ pattern riding classes.

Schooling tack, including martingales, is allowed. Formal show
attire is not allowed. Jodhpurs, dark pants, breeches and

appropriate boots are allowed, with long sleeved shirts, ties,
sweaters and sweater vests & fitted vests. Hats, with the
exception of ASTM/SEI helmets are not allowed. ASTM/SEI
helmets shall be allowed and encouraged in all classes.

There will be a food CONCESSION on site FOR THE
DAY

Tentative CLASS SCHEDULE: 9:30 A.M.

1. OPEN 3 YRS. & UNDER AT HALTER
2. MORGAN HORSES IN HAND (Stallions/Mares&
Geldings)
3. OPEN ENGLISH TYPE AT HALTER
4. OPEN WESTERN TYPE AT HALTER
5. GRAND & RESERVE OVERALL AT HALTER
6. OPEN SHOWMANSHIP
7. OPEN ENGLISH PLEASURE, 18 & OVER (SS/HS)
8. OPEN ENGLISH PLEASURE, 17 & UNDER(SS/HS)
9. OPEN SADDLESEAT EQUITATION
10. OPEN HUNT SEAT EQUITATION
11. OPEN HUNTSEAT PLEASURE
12. OPEN SADDLESEAT PLEASURE
13. OPEN SENIOR RIDER PLEASURE, 40 & OVER -
ANY SEAT
14. MORGAN ENGLISH PLEASURE (HS/SS)
15. OPEN ENGLISH PLEASURE NOVICE HORSE
16. OPEN WESTERN PLEASURE
17. OPEN WESTERN HORSEMANSHIP
18. MORGAN WESTERN PLEASURE
19. OPEN WESTERN PLEASURE, NOVICE HORSE
20. WALK/TROT PLEASURE, 11 & UNDER - ANY
SEAT
21. WALK/TROT (18 YRS. & OVER) - ANY SEAT
22. WALK/TROT EQ 11& UNDER-ANY SEAT
23. LEADLINE HORSEMANSHIP (8 YEARS & UNDER)

BREAK

24. ACADEMY W/T EQ, 12 THRU 17YRS, ANY SEAT
25. ACADEMY EQ, W/T 11 & UNDER, ANY SEAT
26. ACADEMY EQ W/T/C, 18 YRS & OVER, ANY SEAT
27. ACADEMY EQ W/T/C, 12 thru 17 YRS, ANY SEAT
28. ACADEMY EQ, W/T/C 11 & UNDER, -ANY SEAT
29. ACADEMY PLEASURE W/T, 11 & UNDER, ANY
SEAT
30. ACADEMY PLEASURE W/T, 12 thru 17, ANY SEAT
31. ACADEMY PLEASURE W/T/C, 12 thru 17, ANY
SEAT
32. ACADEMY PLEASURE W/T/C 11 & under, ANY
SEAT
33. ACADEMY W/T CHAMPIONSHIP (Judged as an
Equitation Class)
34. ACADEMY W/T/C CHAMPIONSHIP (Judged as an
Equitation class)

DRIVING CLASSES NOT TO START BEFORE 2PM.

35. OPEN PLEASURE DRIVING
36. CARRIAGE PLEASURE DRIVING, WORKING
37. CARRIAGE PLEASURE DRIVING, REINSMANSHIP
38. CARRIAGE PLEASURE DRIVING, TIMED COMP
39. CARRIAGE PLEASURE DRIVING- BOW TIE
40. CARRIAGE PLEASURE DRIVING, RAINBOW
CONES

As the Summer Heats Up, Follow These Tips: Keep your horse in the game with these health and management tips

(DULUTH, Ga.) Summer time is fun time, whether you're headed to the nearest trailhead or across the country to a major show venue. But just as your equine activities go into high gear, so do the challenges that come with the season. As the weather turns from warm to hot, keep in mind that stress from exercise, exposure to other horses, insect activity and parasites all reach their peak during this season. To keep your horse healthy and comfortable, Dr. Robert Stenbom, DVM, Senior Equine Professional Services Veterinarian at Boehringer Ingelheim, offers these tips as temperatures rise.

1. Keep Your Horse Hydrated and Cool

"Most horses drink between 5 and 15 gallons of water a day," says Dr. Stenbom, depending on multiple factors. Horses with underlying diseases, such as renal disease, will increase their water consumption, and horses fed a diet of dry feedstuffs will consume more water than horses on pasture in the summertime. Have a cool, clean water source available for drinking. It's important in the heat of the summer to have a cool water source available to bathe horses post-exercise and use fans to keep air moving over them to help lose body heat. This is particularly important for horses who are non-sweaters. "Excessive work in extreme conditions, especially with horses that haven't been worked into it gradually, may lead to problems or exacerbate conditions that are not usually a problem," Dr. Stenbom notes. "Even a well-conditioned horse could get into trouble on a really hot day."

2. Provide Shade and Ventilation

Whether they are at home in a barn, traveling, at a show or lounging in a pasture, horses should have access to shade. Good ventilation in trailers will help keep horses comfortable in the event you are held up in traffic on a hot day. At the show grounds, check for good ventilation in stalls. Fans can be helpful where ventilation is lacking. Consider an awning to shade horses tied to trailers at one-day shows.

3. Protect Your Horse from Infectious Diseases

"When horses are traveling to shows or other events, they are interacting with other horses, and that's when disease transmission from horse to horse, such as influenza and rhinopneumonitis, become important," Dr. Stenbom says. "Horses that are traveling and competing should have more intensive influenza and rhinopneumonitis vaccinations; if they had a vaccination early in the year, a booster may be considered during the show season due to increased potential exposure to infectious respiratory diseases, as well as the effect that stress may have on their immune system." Horses with Inflammatory Airway Disease may be subclinical or marginally clinical most of the year, but the heat stress of summer may exacerbate those breathing conditions.

For information on disease outbreaks in your area, or regions you are traveling to, visit <http://www.outbreak-alert.com>. To view a complete list of vaccines required for competition horses by the USEF, click here http://www.bivetmedica.com/species/equine/products/vetera_vaccines/understanding_usefregulationsandqualifyingvaccines.html.

4. Keep Vaccinations Up for Insect-Borne Diseases

Mosquito-borne diseases, including Eastern Equine Encephalitis (EEE), Western Equine Encephalitis (WEE) and West Nile Virus (WNV), tend to appear from mid-summer to late summer and into the early fall, so it's very important that horses approach the summer with good immunization status for those diseases, according to Dr. Stenbom. "Vaccinating once a year would be a minimum, but in parts of the country where the insect season goes longer, horse owners may consider vaccinating twice a year," he says. "Horses traveling from the north, where they might only require once-a-year vaccination, to the south in the winter, may require a second vaccination." A second vaccination may also be advisable in areas that experienced milder than usual temperatures this past winter.

5. Boost Your Parasite Protection Program

Summertime can be a very active time for parasite transmission, particularly with horses out on pasture when parasites are proliferating in the warmer weather. Parasite control is very important all year round, but summertime is when the parasite-

host interface is often at its greatest. Horses on drylot or in stalls are vulnerable to parasite infestation through exposure to manure and flies that vector parasites. Follow a parasite management program advised by your veterinarian that considers the risks in your area.

A pre-season wellness exam with your veterinarian that includes vaccinating with an updated, comprehensive vaccine should be part of your routine, but a midsummer check-in gives you an opportunity to review your horse's needs in light of travel plans, potential exposure to other horses and degree of exercise stress. Assuring your horse's health and comfort during the heat of the summer also assures uninterrupted fun for you and your mount.



Sales Barn

KEMAH'S ANIMAL CARE SERVICE

Specializing in horse care, but also experienced in the care of dogs, cats, birds, as well as many farm animals. Services including, but not limited to, cleaning, feeding, exercising, grooming, administering meds if needed. Short term to permanent care available. Over fifteen years experience. Great references. Reasonable rates. Call Kemah: 815-451-3967.



**Show
Gig for
Sale**

Built by Todd Frey of Frey Carriage, Columbus, Wisconsin. Gig is about 15 years old, lightly used. I have used it at a few shows and it is very well balanced and smooth riding. It has a beautiful dark green paint finish. It has new shaft covers and includes a full canvas cover. It is in very good condition. **\$3,800** Contact Sandra Nowicki, 262-889-4802 or sannowicki@aol.com

FOR SALE: Angel, white Percheron mare, 20 yrs old, 17 hh. Very sweet, easy going. Has been driven in many parades and 3 weddings. Rides



Western, English and bareback on trail or in arena. Very smooth and will neck rein, jogs and lopes. Takes at least an intermediate rider/driver, as

she will test you. Trailers, bathes, clips, ties, etc. UTD on shots, coggins, etc. Comes with western saddle, bridle, work harness with stand and forecart.

Good forever home a must! \$1800 (the carriage and fancy harness are also for sale separately) **Linda Lanzer**
Richmond, IL 815-546-7995

FOR SALE: Neat oak hunting cart made in Pennsylvania; maroon seats for 4 humans with room for dogs below. Needs a better home than I can provide. Driven with 14 h 2 pony. In need of a little TLC \$3,500 negotiable. Call Nancy Baker 608-329-6711 or nakabak7@gmail.com



Country Carriages Road Cart for sale. Includes custom fabric cover for storage, Cart stand, cart jack, rain seat and rain seat back cover. Used with 15hh horse. 49.5" diameter wheels, 76" shafts. Show ready! Asking \$2000

Contact Cathy Thomas 608/332-8361, cathytho@gmail.com. Located in Verona, WI.

FOR SALE: 5-acre Horse Property, with 4-stall barn, 350 bale loft, 4 fenced paddocks, 2.5 acre equine seeded pasture, lighted sand arena, close to trail system, 5 bedrooms, 3 baths, 16x40 in-ground pool, Barrington schools. **See dronography on YouTube at "21670 N Countryside Lane, Barrington"**. Listed with Lynn Fairfield, ReMax, (847) 373-3311, listing active 1-28-17, Owners Robert & Janet Molzahn (847) 381-7347. **Selling price \$587k.**



For sale:

Pony presentation vehicle that was used in the World Pairs. We are selling our presentation vehicle as we have replaced it with an antique that we can use for our four as well as our pair.

The vehicle is suitable for 13 HH to 14-2 HH ponies. It also has single shafts and thus can be converted to a single. It has both single trees and roller bolts.

Currently it has brass hardware, but we have a full set of stainless as well. Rear wheel stainless disk brakes, two side and one rear light can be included. We have used this for pleasure shows as

well as CDEs. Condition is very good. Many photos are available. **With three lamps, pole, shafts and all hardware \$5900. Without lights \$5450.**
John & Betsy Freiburger frei@chorus.net

For sale:

We bought this vehicle new and used it much less than anticipated—maybe 10 outings. It has a pole and shafts. I'm not sure of the weight but have driven it single with the off horse, a Belgian thoroughbred cross. The brake is in the center of the floor so it can be driven easily from either traditional or traffic position and it rolls quite freely.

It's well sprung and rides quite comfortably over uneven ground as well as roads. Pictures don't show the color well—the frame and gear are all a



beautiful shade of bottle or hunter green and the woodwork is light varnished wood. It's been used for a wedding supper, an HDT, a couple of Pleasure Driving classes and three club pleasure drives. I am asking \$2,600. Call me at 630-363-4619 with any questions. Grace Frejlach-Grubb



For sale:

The gig is most suitable for a cob size horse/pony, however the horse shown in the picture is a 16.3 field hunter. It's royal blue with gold pinstripes and has natural oak wheels and shafts. The interior is black velvet and as comfortable as any loveseat. It has been used at Villa Louis, Iron Horse CDE as well as many pleasure drives and the Sharon WI lighted Christmas parade. I'm selling it for \$1800.

Call me at 630-363-4619 with any questions. Grace Frejlach-Grubb



FOR SALE: This buggy was restored by Amish, Ben Yoder.



Beautifully restored, in excellent condition, ready to hitch. I had many fun rides for eight years, prior to retiring my horse. Asking \$4,950. We will also accept a reasonable offer. Best regards, Joe
Yoder & Associates, Inc. Woodstock, IL
60098 Phone:815-337-3533 Fax:815-337-3535
craig_yoder@yoderassoc.com
joe@yoderassoc.com



ASK WHINNEY

This is an opportunity for all members, but especially novice drivers, to get input and advice from other members. Each month we will be posting an anonymous question raised by a Hub Club member and asking you, the membership to respond from the deep and vast store of your driving knowledge and experience. So let's go!

QUESTION: What are the pros (and cons) of riding the same horse you drive? It seems like there are more and more members putting their horses in training and taking riding lessons themselves and I'd like to hear from those people and others about the advantages and disadvantages.

ANSWERS:

Hi Lydia, Way back when Liam first started driving, we attended a Larry Poulin clinic sponsored by Hub Club. Larry very emphatically stated that we should all be riding our driving horses to make them more fit & supple. So we started riding Liam in dressage. I would say there are no drawbacks whatsoever. Liam prefers driving but he will cheerfully do ridden dressage. I think it is largely responsible for his improved self carriage & he is never bored.

Jane Helmboldt

Lydia, I'm glad you asked. I promised an update on cross-training Circe and am pleased to report the transition to riding was smooth and uneventful. I began riding her in the arena under Patti's supervision shortly after my last article was published in this newsletter. Circe is calm and responsive under saddle. I was also pleased to note that, while not quite like the old saying about riding a bicycle, I did retain much of my own basic training, and am working on improving.



Now, knowing what to do and actually doing it can be two different things, but we are doing well enough that we are no longer confined to the arena. Circe and I have been around my property and around the road in my subdivision several times, both alone and in the company of my daughter on Jade. Here in Bull Valley we have a private trail system and we will be heading down the trail as soon as it dries up a bit.

I believe the benefits have been substantial. For example, in harness, Circe has always been very sensitive to being touched by the whip, using it as an excuse to shoot forward rather than move over. I expected that to be an issue with leg pressure under saddle. Not so. Her quiet response to the leg under saddle is beginning to translate to a more moderated response to the whip when in harness and she actually will move over when asked, more often than not. Corners are getting better. I also find in both disciplines, she is more willing to maintain a steady trot without rushing and a steady walk without jiggling. I think having the same requirements from both trainers is reinforcing for both disciplines. As a bonus, Circe is in great shape, and I am getting some riding muscles back.

Emily Berendt

Rode first and drove second. I have a 15 year relationship with Major and taught him to drive easily (with help from my friends Kris and Al) but I believe the close relationship of trust was built while riding over the years. We have done western, dressage; games, trail, and I think he took to driving without a fuss in part because of the relationship. Riding gives you a direct connection to help train (assumes a decent seat and independent hands). You can develop "moves" a little more easily with close contact and then help translate that to driven dressage.

Leslye Sandberg

To help improve my horse's movements with the cart, added riding dressage lessons to attain better bending and contact with the bit. Also work on transitions between gaits and halts. The disadvantage in riding, especially dressage, is the voice command is not used because you are to use the legs and seat as aids which you do not have in driving. Also ride the trails as well as drive them, rode in parades and PR functions to expose my mount to the public. Believe the more different types of exposure you can give your horse, the better and calmer response you will receive.

Linda Fidler

You can feel things and correct them easier under saddle, doing dressage with horses makes them better driving horses. The two disciplines complement each other.

June Pederson

PROS

- **Stretching**—difficult for horse to stretch down correctly while hitched but while riding is a great way to check correct contact and improve longitudinal suppleness, plus give the horse's muscles a break.
- **Suppling**—many carts restrict lateral movement. Ridden exercises give greater opportunity to improve bending, allow for quickly changing contact side-to-side (checks correct acceptance of bit and thoroughness – I'm thinking of going down the long side of arena doing shoulder-in and switching to shoulder-out, for example), encourage greater reach and flexibility, etc.
- **Strengthening and improving weight-carrying capabilities of hind end:** cantering, especially working toward collected canter—easier to get the horse to "sit" under saddle.
- Keeping the horse in work as it gets colder—our hands get very cold in winter, much easier to ride as temps dip into low 20s than to drive.
- **Variety!** Nice to mix up what you do w/ your horse. Most people do entirely different things under saddle, including just getting on and going for a quick trail ride in places you probably wouldn't/couldn't drive. I think many horses appreciate doing different things.
- **Rhythm:** I think it can be easier to encourage correct rhythm in a green horse using posting trot rather than pulsating hands (or whatever you're supposed to do!)—a driver trying to communicate w/ a strong horse with too-forward a trot can sometimes use too much hand.
- **Communication:** When you ride, sometimes it's ever so nice just to be able to lean forward and touch/pat the horse, get a bug off their ears and even give them a hug (which probably benefits us more than them!). Yes, depending on size of horse and how they are hitched, you can lean forward and touch their butt (and risk falling out of the carriage, too!!) but it's not nearly so nice.

CONS

- Hard to find time to do both and really develop skills/abilities in one or the other without over-working the horse (and person!). However, I know Sara Schmitt will both ride and drive some of her competition horses on a given day.

Donna Thomas

I guess we are used to starting all of our horse ground driving, then hitching most of them before we go on to riding them. In fact, several of our Morgans are ridden in several "seats" as well as being driven. We see no disadvantages to this at all...only plusses to development and abilities.



Cosmo... Kris Breyer

QUESTION for next month: My harness is 10 years old and still looks good, but my brass has got to the point where some of it won't come clean and polish up any longer. Is it possible to have it replaced? Or would the cost of doing this be more than a new harness?

Carriage Association of America Level I Certificate

Still need to complete your level 1 driving certificate? Dan & Susan Peterson are again hosting tester Jerry Trapani at their Panache Acres Janesville farm.

Let Dan know what time is best for you so the optimal time will be arranged with Jerry. Choices are 2 times in August (dates not supplied), Labor day weekend and Sept 9-10. Dan Peterson

What is the driver proficiency test?

Driver proficiency is a great opportunity to review all that you know about horse management and care with a focus on safety for you, your horse, and the people around you. The Level 1 test and road test covers harness knowledge, harnessing & putting to, practical driving, horse care & general knowledge. Testees will need a horse, harness, 2 or 4 wheeled vehicle + assistant who is not taking the exam Registrants may drive the trails and the cones course ,


Dan & Sue Peterson panache4224@yahoo.com or 608-754-2068

Wheel to Wheel

NEWSLETTER EDITOR

26715 N. Schwerman Road

Wauconda, IL 60084-2703



HUB CLUB Membership Application Year _____

NAME: _____

ADDRESS: _____

PHONE :(home) _____ (work) _____ (cell) _____

EMAIL ADDRESS _____

Also member of: _____ ADS _____ CAA, _____ USEF, Local club _____

MEMBERSHIP DESIGNATIONS:

INDIVIDUAL MEMBERSHIP: 18yrs or older, 1 vote per membership

FAMILY MEMBERSHIP: Couple and any underage children (<18), immediate family, 2 votes per membership.

JUNIOR MEMBERSHIP: Child under 18yrs of age, no voting privileges. (Must have an adult member as sponsor).

Also, parent/guardian must sign on application for Junior Members to participate at club events.

I accept the benefits, obligations and responsibilities of membership and agree to abide by the HUB Club bylaws

Signature(s): _____ Date _____

_____ Date _____

_____ Date : _____

Parent or Guardian (if under 18 years of age)

INDIVIDUAL MEMBERSHIP: \$25.00 (Renewing or New)* \$ _____

FAMILY MEMBERSHIP: \$35.00 (Renewing or New)* \$ _____

JUNIOR MEMBERSHIP: \$10.00 (Renewing or New)* \$ _____

*New memberships received after June 30 will be pro-rated for 6 months

The newsletter is normally distributed via email, as PDF. Do you **NEED** receive the newsletter

via regular mail? Yes _____ No _____ If yes, please include additional \$5.00 to help with print and mailing costs.

Send check payable to HUB Club with completed form to:

Terri Delke

7100 W. Layton Ave.

Greenfield, WI 53220

Check # _____

Amount _____

Date _____



HUB CLUB