

Wheel to Wheel

Newsletter for the HUB

August 2016

Club

<http://www.facebook.com/hubclubdrivingclub>

HUB Club Officers:

President Lydia Gray 630-701-5903 LydiaGrayDVM@gmail.com
Vice President Emily Berendt 815-337-3101 eberendt@yahoo.com
Treasurer Sue West 815-482-2747 iswestwindfarm@aol.com
Recording Secretary Ann McCombs 815- 482-5085 or 815- 648-4471 eqvet@mc.net
Newsletter Editor Kris Breyer 847-526-3012 briarpatcheast@aol.com
Head Librarian Theresa Adams 815-624-6229 idocde2@yahoo.com
Assistant Librarian Leslye Sandburg. 847-602-7500 lsandberg@permatron.com
Webmaster Mary Ann Carter 847-783-0134 maryann-carter@live.com

ADS Representatives:

Midwest Region Rep Katy Rhinehart, Ferguson IA gkm104@heartofiowa.net.
katy.rhinehart@lennoxinc.com Phone: H 641-478-3285 C 641-485-7821
Central Region Rep Lynn Simpson, Middletown, Indiana Cell:765-623-0088; e-mail: Slyfork@gmail.com

A current negative Coggins must be on file with the club secretary in order to participate in any HUB Club event

The HUB Club:
Education &
Camaraderie



HUB CLUB



From the Editor As your editor, I ask that you send me photos and anything else that you would like to see in the newsletter. I am more than happy to use anything you want in the newsletter, as it is **YOUR newsletter**. If you want to continue to have an informative newsletter, I need material from the membership. You can send them to me directly at briarpatcheast@aol.com by the 20th of each month. Kris Breyer

From the Webmaster: Please submit items for web page. Include pictures of all our members. Please send names of driver, passengers, horse(s), and description of what you are doing, and where.



Prez letter: Hot (definition): having a high degree of heat or high

temperature. It was definitely been hot this summer, and I hope everyone and their horses are coping with the excessive heat and humidity. I spent the weekend of July 23 and 24 scribing for a dressage show at Lamplight Equestrian Center and I thought I was going to melt! Coming up is the Hickory Knoll CDE

with a HUB Club meeting at Quivey's Grove restaurant in Madison (Fitchburg), WI at 6pm that Saturday, July 30. In August is the Mid-States Morgan Horse Club show, the Eastern Iowa Carriage Glow Pleasure Show and the Indiana CDE & CT. Later in the fall will be the HUB Club's Dirty Harness Day as well as the Fall Pleasure Drive (details will be forthcoming). Hopefully by September and October the temperature and humidity will be more reasonable!

Yours Truly, **Dr. Lydia Gray**



2016 DRIVING



JULY

30th – 31st Hickory Knoll CDE Secretary: John Freiburger, 5438 Highway M, Fitchburg, WI 53575
phone 608-835-7473, cell 608-212-0804, email frei@chorus.net

JULY 30th HUB Club MEETING at Quivey's Grove Restaurant,
during the Hickory Knoll CDE on Saturday evening.

AUGUST

6th MSMHC Open Show Hampshire, IL (See flyer further on)

6th-7th Eastern Iowa Carriage Glow Pleasure Show Laurie Renda , 601 Dows Rd, Cedar Rapids, Iowa
52403 laurie@touchofglassinc.com (319) 3601078

20-21 Wade House Pleasure Driving Show (Greenbush) wadehouse.wisconsinhistory.org

<http://www.wisconsinhistory.org/calendar/event/4452/wade-house-carriage-driving-days>

<http://www.wadecarriagedays.com>

28th FVSA OPEN Show, Hampshire, IL (see flyer- six driving classes)

26th-28th Indiana CDE & CT Hoosier Horse Park. This year's jury is Debbie Banfield, Jane Merritt,
Craig Kellogg and Doug Orr. We will again be offering the Combined Test of your choice on Friday
followed by the full CDE on Saturday and Sunday. Dave Sadler, organizer 217-621-5547

SEPTEMBER

9th-11th Villa Louis Carriage Classic, Prairie Du Chien, WI **Villa Louis Carriage Classic**

ADS Pleasure-driving competition. contact: Mike Rider [608-326-4436](tel:608-326-4436) www.carriageclassic.com

24th HUB Club's Dirty Harness Day FVSA, Hampshire, IL (stay for both days!!) **(WE are
in need of judges, spotters and other helpers for this event, day of and day before)**

25th FVSA OPEN Show, Hampshire, IL

OCTOBER

8 FVSA Driving Derby Mike Chuman at FarmAwesomeMike@gmail.com or call him at 630-723-7648.

FVSA is 44W300 Rohrsen Road, Hampshire, Illinois.

11th-16th National Drive, Kentucky Horse Park



CALENDAR OF AREA DRIVING EVENTS

August 2016 (from Dairyland)

Aug 13-14 MDDA Louise Reidel Bra Buster (Arkdale) 12 mile drive (mdda.info)

Aug 20-21 MDDA Rock River Charity (Utica, IL) 15 & 25 mile drives (mdda.info)

Aug 28 Menomonee Park drive (W220 N 7884 Town Line Rd, Menomonee Falls)

Bring your own lunch. Hosts: Loren & Marge Gettelman. Waukesha County park \$4 per day use fee

OPEN HORSE SHOW

Sponsored by: MIDSTATES MORGAN HORSE CLUB, Inc.



DATE: SATURDAY, August 6, 2016

TIME: 9:30 A.M.

ENTRY FEES: \$8.00 PER CLASS

OFFICE FEE: \$3.00 PER Rider/Driver

STABLE FEES: \$35.00 PER STALL

OUT OF TRAILER FEE: \$20 PER EQUINE

TROPHY & RIBBON FOR 1ST PLACE,

RIBBONS FOR 2ND THRU 6TH PLACE

AMHA Open Morgan Award

JUDGE: Bonnie Kittredge, Richmond, IL.

LOCATION: FOX VALLEY SADDLE ASSOCIATION SHOW

GROUNDS, 44W300 ROHRSON RD., HAMPSHIRE, IL

**(ROHRSON RD. & TOWER RD. - north of Plato Rd
and south of Plank Road)**

**NEGATIVE COGGINS REQUIRED ON ALL HORSES/PONIES
ON GROUNDS - PRESENT COPIES IN SHOW OFFICE**

**SHOW SECRETARY: Kristen Breyer 26715 N. Schwerman
Road, Wauconda, IL 60084 briarpatcheast@aol.com
Website: www.midstatesmorgan.org**

**THE MID-STATES MORGAN HORSE CLUB, INC., THE FOX VALLEY
SADDLE ASSOCIATION, AND ALL OTHER AFFILIATES ARE NOT
RESPONSIBLE OR LIABLE FOR ANY INJURIES, DAMAGES, OR
LOSSES SUSTAINED IN ANY WAY TO EXHIBITORS, SPECTATORS,
VOLUNTEERS, HORSES AND/OR PROPERTY.**

**THE MIDSTATES MORGAN HORSE CLUB, INC. RESERVES THE
RIGHT TO DISMISS FROM THE GROUNDS ANYONE DISPLAYING AN
UNSPORTSMANLIKE MANNER OR CRUELTY TO AN ANIMAL.
NO ENTRIES, CHANGES OR REFUNDS WILL BE ALLOWED AFTER
THE GIVEN CLASS IS CALLED.**

**USEF RULES SHALL APPLY. JUDGE'S AND/OR SHOW
COMMITTEE DECISIONS WILL BE FINAL**

**Please, NO alcoholic beverages or dogs on the grounds
Age of horse or rider is of January 1, 2016**

**Novice classes are for riders and horses who have not won
more than three blue ribbons in that division before today's
show.**

NO stallion over the age of two may be shown by a junior exhibitor.

**Equitation patterns may be posted at the judge's discretion.
In classes of less than three entries, the show committee
reserves the right to combine, cancel or substitute classes.**

**Proper horse show attire shall be required in all classes,
with the exception of the Academy classes.**

**Academy classes are for beginning riders on lesson horses.
Riders in these classes may not enter any other ridden class,
with the exception of the games/ pattern riding classes.**

**Schooling tack, including martingales, is allowed. Formal
show attire is not allowed. Jodhpurs, dark pants, breeches
and appropriate boots are allowed, with long sleeved shirts,
ties, sweaters and sweater vests & fitted vests. Hats, with the
exception of ASTM/SEI helmets are not allowed. ASTM/SEI
helmets shall be allowed and encouraged in all classes.**

There will be a food CONCESSION on site FOR THE DAY

Tentative CLASS SCHEDULE: 9:30 A.M.

1. OPEN 3 YRS. & UNDER AT HALTER
2. MORGAN HORSES IN HAND (Stallions/Mares & Geldings)
3. OPEN ENGLISH TYPE AT HALTER
4. OPEN WESTERN TYPE AT HALTER
5. GRAND & RESERVE OVERALL AT HALTER
6. OPEN SHOWMANSHIP
7. OPEN ENGLISH PLEASURE, 18YRS AND OVER (SS/HS)
8. OPEN ENGLISH PLEASURE, 17YRS AND UNDER (SS/HS)
9. OPEN SADDLESEAT EQUITATION
10. OPEN HUNT SEAT EQUITATION
11. OPEN HUNTSEAT PLEASURE
12. OPEN SADDLESEAT PLEASURE
13. OPEN SENIOR RIDER PLEASURE, 40 YRS & OVER - ANY SEAT
14. MORGAN ENGLISH PLEASURE (HS/SS)
15. OPEN ENGLISH PLEASURE NOVICE HORSE (SS/HS)
16. OPEN WESTERN PLEASURE
17. OPEN WESTERN HORSEMANSHIP
18. MORGAN WESTERN PLEASURE
19. OPEN WESTERN PLEASURE, NOVICE HORSE
20. WALK/TROT PLEASURE, 11 & UNDER - ANY SEAT
21. ADULT WALK/TROT (18 YRS. & OVER) - ANY SEAT
22. WALK/TROT EQUITATION 11 & UNDER-ANY SEAT
23. LEADLINE HORSEMANSHIP (8 YEARS & UNDER)
- BREAK**
24. ACADEMY W/T EQUITATION, 12 THRU 17YRS, ANY SEAT
25. ACADEMY EQUITATION, W/T 11 & UNDER, ANY SEAT
26. ACADEMY EQUITATION W/T/C, 18 YRS & OVER, ANY SEAT
27. ACADEMY EQUITATION W/T/C, 12 thru 17 YRS, ANY SEAT
28. ACADEMY EQUITATION, W/T/C 11 & UNDER, - ANY SEAT
29. ACADEMY PLEASURE W/T, 11 & UNDER, ANY SEAT
30. ACADEMY PLEASURE W/T, 12 thru 17, ANY SEAT
31. ACADEMY PLEASURE W/T/C, 12 thru 17, ANY SEAT
32. ACADEMY PLEASURE W/T/C 11 & under, ANY SEAT
33. OPEN PATTERNED RIDING - ANY SEAT Walk/Trot
34. OPEN PATTERNED RIDING - ANY SEAT Walk/Trot/Canter
35. ACADEMY W/T CHAMPIONSHIP (Judged as an Equitation Class)
36. ACADEMY W/T/C CHAMPIONSHIP (Judged as an Equitation class)

DRIVING CLASSES NOT TO START BEFORE 2PM.

37. OPEN PLEASURE DRIVING
38. CARRIAGE PLEASURE DRIVING, WORKING
39. CARRIAGE PLEASURE DRIVING, REINSMANSHIP
40. CARRIAGE PLEASURE DRIVING, TIMED COMPETITION
41. CARRIAGE PLEASURE DRIVING- BOW TIE
42. CARRIAGE PLEASURE DRIVING, POLE BENDING

Dirty Harness Day!! September 24, 2016

A day of driving Fun and games!!!!!!

NO need to clean your harness!

Entry fees: \$10 per class

PRIZES: Trophies and Ribbons to six places. High Point AMHA Morgan Award.
Champion and Reserve Horse and Pony/VSE ribbons

Office fee: \$5 per Turnout

Stall Fees: \$30 per stall (No shavings included)

Showing Out of Trailer: \$15 per exhibitor

Starting time: 10 am (lunch break time announced during show. Caterer on the grounds)

Location: Fox Valley Saddle Association grounds, Hampshire, IL
(44W300 Rohrson Road, Rohrson and Tower Roads)

Negative Coggins test dated within one year is required for each equine.

All dogs must be on a leash attached to a human or tied up. No alcoholic beverages.

ADS/USEF Rules shall apply where applicable.

***Contact organizer for rules of non ADS/USEF classes.**

ADS/USEF pleasure driving Attire and harness rules shall apply. Hat, driving gloves, apron and appropriate whip in hand are required. **Helmets are strongly encouraged.** Pneumatic tired vehicles and Marathon vehicles are allowed. Turnouts will be checked for safety. Removal of bridle from horse while hitched to the vehicle will be grounds for dismissal from grounds.

Class list as follows (Horse and pony/ VSE divisions for each):

1. a. Horse: b. Pony/VSE Super Reinsmanship, Pattern #1 (USEF CP 225)
2. a. Horse: b. Pony/VSE Precision driving, Pattern #2*
3. a. Horse: b. Pony/VSE Fault and Out (USEF CP 249.1)
4. a. Horse: b. Pony/VSE Rainbow Cones (USEF CP 247 Timed Competition)
5. a. Horse: b. Pony/VSE Driving Pole Bending*
6. a. Horse: b. Pony/VSE Driving Bow Tie Cones Course (USEF CP 247 Timed Competition)
7. a. Horse: b. Pony/VSE Pleasure Cross Country (USEF CP 250.1)

Contact: Kris Breyer briarpatcheast@aol.com, 847-526-3012

(Stay over for the FVSA OPEN SHOW September 25, 2015. **EIGHT DRIVING CLASSES including the cross country again!** Driving starts at 1 pm with driving judge. www.fvsa.org)

Fox Valley Saddle Association's 2016

April 24

Dawn Scully
Helenville, WI

May 22

Kat Zelnio
Moline, IL

June 26

Dana Panella
Hartland, WI

August 28

Steve Papaeliou
Minooka, IL

Sept. 25

Cori Elliott
Stockton, IL

Horse Show Series



Hampshire, Illinois Since 1946

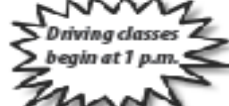
www.fvsa.org

1. 3-Year-Old & Under Horse Halter
2. English Horse in Hand
3. Color Breed Halter (judged on 50% color, 50% conformation)
4. Western Horse Halter
5. Aging Gracefully Halter (for horses age 10 and older)
6. Pony/Mini Halter
- GRAND & RESERVE CHAMPION HALTER** (1st & 2nd from 1-6)
7. MELANIE GILL MEMORIAL OPEN SHOWMANSHIP PAYBACK***
8. Beginner Showmanship Clinic Class ****
9. Pony Showmanship
10. Showmanship at Halter, 40 and over
11. Showmanship at Halter, 19-39
12. Showmanship at Halter, 14-18
13. Showmanship at Halter, 13 & under
- **15 MINUTE BREAK**, Lead Liners and Walk-Trotters only, please -
14. Lead Line, 8 & under**
15. Walk Trot Pleasure, 12 & under** (can also ride in: 20,26,34 & 40)
16. Walk Trot Equitation, 12 & under** (can also ride in: 20,26,34 & 40)
17. Open Walk Trot Novice** (No age limit. Can also ride in: 20,26,34 & 40)
18. Pony Pleasure
19. Pony Equitation
- **15 MINUTE BREAK** -
20. Open Walk Trot English Pleasure (no age limit) ☺
21. OPEN ENGLISH PLEASURE PAYBACK CLASS***
22. English Pleasure, 40 & over
23. English Pleasure, 19-39
24. English Pleasure, 14-18
25. English Pleasure, 13 and under
26. Beginner English Equitation Clinic Class ****
27. English Equitation, 40 & over
28. English Equitation, 19-39
29. English Equitation, 14-18
30. English Equitation, 13 & under
31. Open Junior Horse Pleasure (Horse 5 years or under)
32. Open Senior Horse Pleasure (Horse 6 years or over)
33. Open Color Breed Pleasure (Observable color/pedigree on request)
- **15 MINUTE BREAK** -
34. Open Walk Trot Western Pleasure (no age limit) ☺
35. OPEN WESTERN PLEASURE PAYBACK CLASS***
36. Western Pleasure, 40 & over
37. Western Pleasure, 19-39
38. Western Pleasure, 14-18
39. Western Pleasure, 13 & under
40. Beginner Western Horsemanship Clinic****
41. Western Horsemanship, 40 & over
42. Western Horsemanship, 19-39
43. Western Horsemanship, 14-18
44. Western Horsemanship, 13 & under



Driving classes will start at 1 p.m., and run concurrently with the rest of the show, with a separate judge. Classes will be held on the lawn, east of the indoor. In the event of inclement weather, classes will be cancelled. Call the show grounds on the day of the show for a weather update: 847-464-4355.

45. Pony/Mini Pleasure Driving
46. Horse Pleasure Driving
47. Pony/Mini Reinsmanship Driving
48. Horse Reinsmanship Driving
49. Pony/Mini Cones Class (timed, weather permitting)
50. Horse Cones Classes (timed, weather permitting)
51. Pony/Mini Pleasure Driving Cross Country
52. Horse Pleasure Driving Cross Country



TIME: 8:30 a.m. (grounds open at 7 a.m.)
ENTRY FEE: \$8 per class; \$12 Jackpot classes
AWARDS: Ribbons to six places

Stalls on grounds: \$25 per stall, first come, first served
FVSA reserves the right to require stalls in the event of inclement weather.

Food Stand - Rain/Shine - Indoor/Outdoor Arenas

Contact: Judy 847-683-2372

Day of Show Phone: 847-464-4355

LOCATION: 1 mile west of Rt. 47 on Rohrsen Rd. (44W300 Rohrsen Rd.) Location is north of Rt. 64, south of Rt. 20

***WARNING** Under the Equine Activity Liability Act, each participant who engages in an equine activity expressly assumes the risks of engaging in and legal responsibility for injury, loss, or damage to person or property resulting from the risk of equine activities.*

HIGH POINT AWARD DIVISIONS

To be eligible for any high point* you must enter in class 1, 2, 3, 4, 5 or 6. Points earned in classes 1, 2, 3, 4, 5 or 6 will not count toward high point. Ties broken by judges discretion.

AGE DIVISION HIGH POINTS by HORSE/RIDER COMBINATION

13 & under:13, 25, 30, 39, 44
14-18:12, 24, 29, 38, 43
19-39:11, 23, 28, 37, 42
40 & over:10, 22, 27, 36, 41

- ◆ **Daily High Point Awards** for each age division at each show.
- ◆ **Year End High Point Awards** for each age division for points accumulated for show series.
- ◆ **Year End Driving High Point Award** for points accumulated in classes 45, 46, 47, 48, 49, 50, 51 and 52.
- ◆ **Year End Pony/Mini High Point Award** for points accumulated in pony classes for show series (Classes 6, 9, 18, 19, 45, 47, 49, 51)
- ◆ **Year End Walk Trot High Point Awards***

*Walk-Trot riders do not have to enter a conformation class

**Entries in classes 14, 15, 16 and 17 CANNOT enter in any other riding classes except 20, 26, 34 and 40.

***\$12 Entry Fee. Horse and Rider must enter in at least 2 other non-payback classes to enter a Payback Class.

Payback Pay \$50=1st, \$30=2nd, \$20=3rd

****Entry \$0, for true beginners only. Based on RIDER level.

☺ Entry fees from these classes will be used to begin a Fox Valley Scholarship Fund.

GENERAL RULES: No entry fees refunded. Judges decision is final. All stallions must have an adult handler. FVSA is not responsible for any theft, accident or bodily injury. No entry fee for Grand and Reserve halter. No alcoholic beverages on the grounds. All dogs must be on a leash. Children must be under adult supervision. Ages as of Jan. 1 2016. Ponies are 14.2 & under. The show committee reserves the right to combine or cancel any class with less than six entries. AQHA Rules will be followed where applicable. Horse Registration papers may be requested. Announcements made the day of the show take precedence over written show bill. State of Illinois proof of negative Coggins Law abided by. NSF FEE: \$20 for returned checks

Fox Valley Saddle Association's 2016

June 4th

July 16th

October 8th

Driving Derby Series

Location: 44W300 Rohrsen Road, Hampshire IL
(Corner of Rohrsen and Tower Rd)
Location is north of Route 64, south of Route 20.

**New July
Date**



Divisions:

Trot Only VSE	Open VSE
Trot Only Pony	Open Pony
Trot Only Horse	Open Horse
Trot Only Multiples (pairs, tandems, teams)	Open Multiples (pairs, tandems, teams)

*Cone width - 175 cm standard.

Schedule:

9:00 – Grounds Open

11:00 – Secretary's Stand Opens

11:30 – Secretary closes to new entries (packets can still be collected till 12:00)

12:00 – Mandatory Driver's Meeting – course opens for *official* walk after Driver's Meeting

1:00 – First Entry on course

30 minutes after last round – Awards Ceremony

Each entry will get two rounds on the course. If course change is made between rounds a minimum of 15 minutes will be given to walk the course.

Ribbons up to 6th place! Year-end Champion and Reserve Champion for Trot Only and Open Divisions.

Lunch will be available to order while the Secretary Stand is open

Contact: Questions please call or email Mike Chuman: FarmAwesomeMike@gmail.com (630) 723-7648,
or Kelly Chuman: kellychuman@gmail.com (630) 712-9397

For pre-registration, send entries to:

Michael Chuman 3N968 Meredith Road Maple Park, IL 60151	Entries should include (1) Entry Form with signatures, (2) Check made out to FVSA. No entries will be accepted after 11:30 AM on the day of the show.
---	--

Fees:

\$25 – One Derby Entry	\$25 per stall for Saturday day ONLY
\$60 – Entry in all three Derby Dates (save \$15!!)	\$10 – Overnight Electric Hookup
\$5 – Late Fee (received after closing day)	\$15 – Daytime Electric Hookup

**FVSA reserves the right to require stall rental if weather conditions preclude parking on grass

Attire: ASTM/SEI helmet, whip, and gloves are required. Safety vest is strongly encouraged. All safe vehicle types are welcome.

American Driving Society (ADS) Rules Apply. Navigator required for large pony (ponies over 120 cm), horses, and multiples (navigators can go around multiple times).

GENERAL RULES: No entry fees refunded. Judges decision is final. All stallions must have an adult handler. FVSA is not responsible for any theft, accident or bodily injury. No alcoholic beverages on the grounds. All dogs must be on a leash. Children must be under adult supervision. The show committee reserves the right to combine, split, or cancel any class based entries. ADS Rules will be followed where applicable. Announcements made the day of the show take precedence over written show bill. State of Illinois proof of negative Coggins Law abided by. NSF FEE: \$20 for returned checks

FOX VALLEY SADDLE ASSOCIATION'S 2016 DRIVING DERBY SERIES ENTRY FORM

One Turn Out per Entry Form

Mail entries to: Mike Chuman
3N968 Meredith Road
Maple Park, IL 60151

Questions? FarmAwesomeMike@gmail.com
(630) 723-7648

Name of Whip/Driver

Address City State Zip Code

Email Address Phone Number

Name of Horse(s) Height in cm

Name of Owner

Address City State Zip Code

Email Address Phone Number

Select Division (mark one)

<input type="checkbox"/> Trot Only VSE	<input type="checkbox"/> Open VSE
<input type="checkbox"/> Trot Only Pony	<input type="checkbox"/> Open Pony
<input type="checkbox"/> Trot Only Horse	<input type="checkbox"/> Open Horse
<input type="checkbox"/> Trot Only Multiples (pairs, tandems, teams)	<input type="checkbox"/> Open Multiples (pairs, tandems, teams)

Other Fees (mark all that apply)


One Derby Entry – Show Date	<input type="checkbox"/> June 04, 2016 <input type="checkbox"/> July 16, 2016 <input type="checkbox"/> October 8, 2016	<input type="checkbox"/> \$25
Entry in all three Derby Dates (save \$15!!)		<input type="checkbox"/> \$60
Day Stall for Saturday day ONLY		<input type="checkbox"/> \$25 * Stalls
Camper hook up (Saturday only)		<input type="checkbox"/> \$15
TOTAL DUE		

Make checks payable to Fox Valley Saddle Association or FVSA. There will be \$20 fee for any returned checks.

HOW TO GET RID OF HORSE FLIES – FACTS & CONTROL TECHNIQUES

November 5, 2013 by [Ankit](#)

Horse flies are one of the most ferocious breed of flies. Unlike a common house fly, horse flies have cutting and tearing type mouth parts. They are a nuisance for livestock, horse flies (particularly female ones) land on the body of cattle and bite them to draw their blood. And unlike mosquitoes, the bite of a horse fly is very painful. They are equipped with scissor-like jaws that can tear flesh. Horse flies are most active in humid and warm conditions, that's why they are mostly found near beaches and lakes.



Now before we see *how to get rid of horse flies*, let's have a look at their physical attributes so that we can identify them easily.

Identifying a Horse Fly:

Physical Appearance:

Horse flies are yellowish-brown or blackish in color. About 20 to 25 mm long with a huge head and hairs all over the body. They resemble to honey bees very much, except for having only one pair of wings. Wings are covered with faint smokey spots. The eyes of a Horse fly are beautifully colored with lustrous metallic color shades. The eyes are compound, dichoptic (separated) in females and holloptic (continuous) in males. Their mouth is composed of six

flesh piercing parts.

Behavior and Habitat:

Horse flies are mostly found in low lying pastures near creeks, streams or tanks. They love damp and warm climate as such climates are most preferable for the immature stages to develop. Female species feed on animal blood while male counterparts are pollen collectors. Horse flies are attracted towards dark moving objects and carbon di-oxide, and this is how they locate a prey.

Feeding Habits:

The females feed on blood while the males feed on flower nectar, honeydew, plant juices, and other plant liquids. Female horse flies need a blood meal before they can lay eggs, as it provides them the adequate amounts of protein to reproduce effectively. In immature stages like larva or maggot they feed on small insects present near the breeding areas.

Life Cycle:

Eggs are laid on or under gravels or vegetation usually close to a water source. On hatching, the larvae move into water or moist soil. And during this time they feed on small insects or replies. Larvae are generally whitish and spindle-shaped. The larval stage is up to an year long, after this the larvae burrow into the soil, starts to pupate. The pupal period may range from 6 to 12 days. Adult flies emerge out of the puparium within 3-10 weeks.

Damages:

- The bite of a horse fly is very painful.
- They are vectors of diseases such as leucocytozoan.
- They cause livestock to lose weight.
- Horse flies are also reported to transmit diseases like anaplasmosis, hog cholera, tularemia and anthrax.

Few Interesting Facts about Horse Flies:

- Horse fly belongs to 'tabanidae' family, and these are one of the world's largest flies.
- Horse Flies are found throughout the world except extreme northern and southern latitudes.
- There are approximately 3,000 species of horse flies in the world.
- The mouth parts of a female horse fly look like saw blades. It cuts a hole into the skin in order to feed on the blood that comes out.
- Male horse flies do not bite as they do not have biting mouth parts, hence they feed on flower nectar.

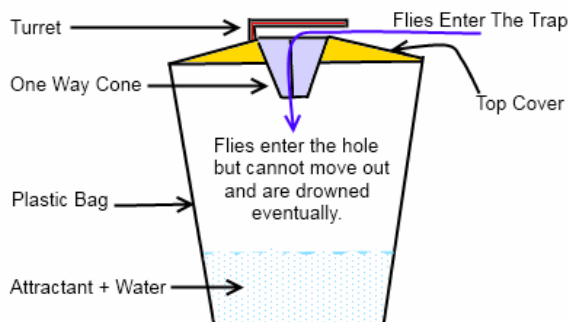
- A horse fly larva takes a year to become an adult. And an adult horse fly lives for only few days.

- Horseflies have different names – for example: in Canada people call them 'bull dog flies' and in Australia people call them 'March flies'.

How to Get Rid of Horse Flies:

After having learned a lot about horse flies, let's see how to get rid of them. In this section, I will enlist few ways that will help you to control them.

1. Using Disposable Fly Traps :



Disposable fly traps are one of the best methods to trap horse flies. These traps contain an attractant that gets activated by sunlight and water. After getting activated the attractant lures the horse flies to enter the trap, once the flies enter the trap they get trapped. To use these traps you just need to unpack them, add bait/attractant with some water, and hang it up. These traps provide a safe way to control even the pesticide resistant horseflies. The best part about these traps is a single trap can catch upto 20,000 flies and can be used for several weeks.

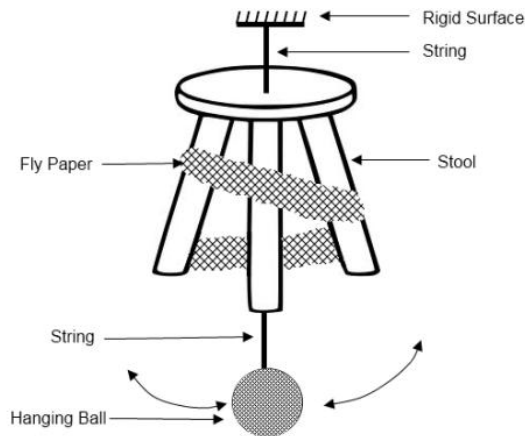
2. Using a homemade Fly Trap against Horse Flies:

As I have already told now we are going to can attract horse flies

To make this trap we

- A tough
- A dark
- A fly paper
- A stool.

To make the trap, open end of this paper over the legs you have horse fly



that, horse flies get attracted to dark moving objects, use the same fact against them and make a trap that to kill them.

need following items:

string.

coloured medium sized ball.

(commercial or homemade).

attach the dark colored ball to the string and tie the string to the bottom of the stool. Next, wrap the fly of the stool. After this, hang the stool in the area where infestation.

Every few hours, just push the ball so that the ball starts swinging in air. The swinging motion of the dark colored ball will attract the horse flies. When they come near the trap, they try to land on it and get stuck on the fly paper.

3. Coke Bottle Trap made with Rotten Meat:

This one is a very simple trap and has worked for many people. So, for this all you need is:

- An empty coke bottle.
- A sharp knife or a pair of scissors to cut the bottle.
- A drill or any other sharp object to draw some holes.
- Cellophane tape.
- 50-100 gram rotten meat.

To make this trap, take the coke bottle and cut it with the knife as shown in the following picture.



Next, drill a 1 cm hole in the bottle cap as shown.

After this, put the rotten meat pieces with some water in the lower part of the bottle. And fix the upper part upside down as shown.



rotten meat will attract the horse the bottle it will be difficult for

Note: Instead of water, some least 1 week) to the trap as doing

4. Sticky Fly Paper Trap with

Many people have achieved along with some attractant. It has traps increases significantly when To make this work, first of all you with them you could use odour For Odour baits you could use any

- **Carbon dioxide (CO₂)** – flies are attracted to it.



Fix the edges properly with cellophane tape. Hang these traps near the infested area (away from your cattle). The smell of flies and they will try to enter the bottle. And once they enter them to escape.

people suggest that it's better to add Cow urine (aged for at this increases the efficiency of the trap.

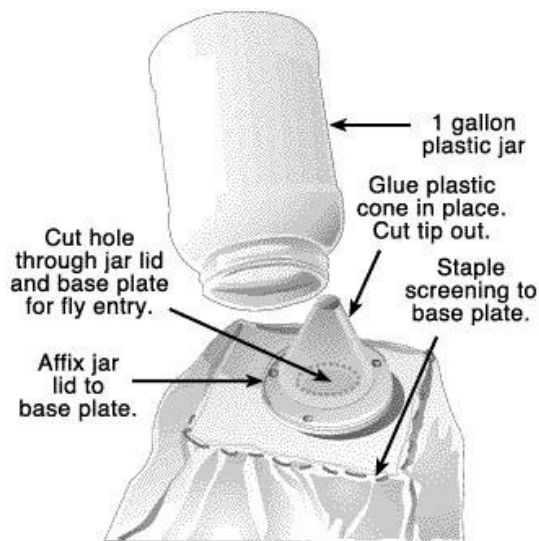
Odour Baits:

success in controlling horse flies by using large sticky fly traps also been proved [here](#) that the efficiency of regular fly paper they are used with odour baits.

will need a large sticky fly paper trap [like this one](#) and along baits.

of the following:

As carbon dioxide is a component of cattle breath so horse You could use a CO₂ cylinder or 'dry ice' to attract them.



But you would need large quantities of CO₂ gas to make this work in actual field conditions.

- **Acetone (Nail Polish or Varnish Remover)** – Acetone is also a component of cattle breath so many species of horse flies are also significantly attracted to this liquid.
- **Octenol (1-octen-3-ol)** – Octenol is a component of cattle sweat, and hence it also attracts some species of flies to a moderate extent. But as Octenol is a very costly chemical hence it is only being used in lab experiments against horse flies.
- **Ammonia (NH₃ vapour)** – Ammonia is a component of cattle urine and is also seen to attract some species of tabanids.
- **Cow urine (aged for at least 1 week)** – Cow urine was one of the first things that was discovered to attract horseflies. And as it is freely accessible and quite easily dispensed, it is a popular attractant particularly among cattle farmers.

5. Umbrella Type Horse Fly Trap:

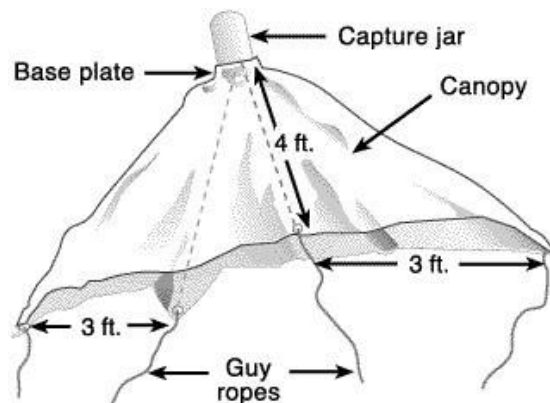
Umbrella trap is proven to be very effective against horse flies. To make this you will need following items:

- 4 pieces of plastic sheeting or plastic screening 5 feet long 4 feet wide.
- A stapler or glue.
- A 5 or 6 feet long pole.
- A plastic jar.
- A black plastic or rubber ball 16 to 20 inches in diameter.

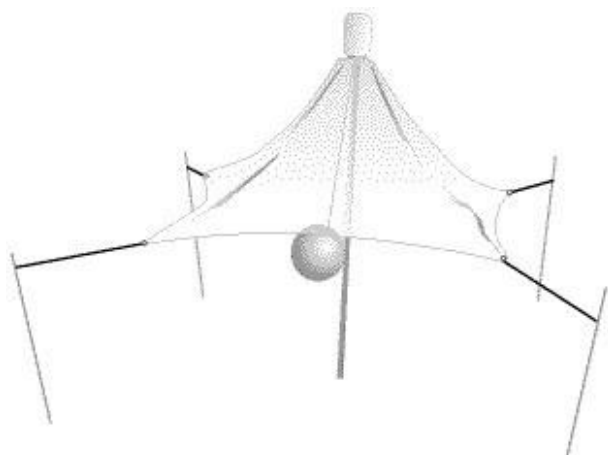
To make this trap – join, stitch, or staple the 4 pieces of plastic sheeting to form a pyramid shape as shown in the below image.

The size of the pyramid should be about 4 feet high and 3 feet wide along each of the four bases. Next, a ring should be attached to each lower corner to attach guy lines that hold the trap up.

After this, connect the 6 feet pole at the centre of the pyramid. Connect the ball to this pole with a 5 feet long string. Make sure when the trap is fully erect the ball should hang just below the plastic sheets.



At the apex of the pyramid, cut a small hole and staple or stitch a 5 inch cardboard plate. Fasten the jar lid upside down and draw a 2 inch hole into the lid and the cardboard plate. Next, glue a plastic cone inside the lid and connect the jar. This jar will be used to capture the flies.



To install the trap, insert some part of the centre pole into the ground to make it erect, so that it can hold the canopy off the ground. After this tie the guy lines with some supporting sticks so that they can hold the canopy like tent ropes. And the trap is ready to catch horseflies.

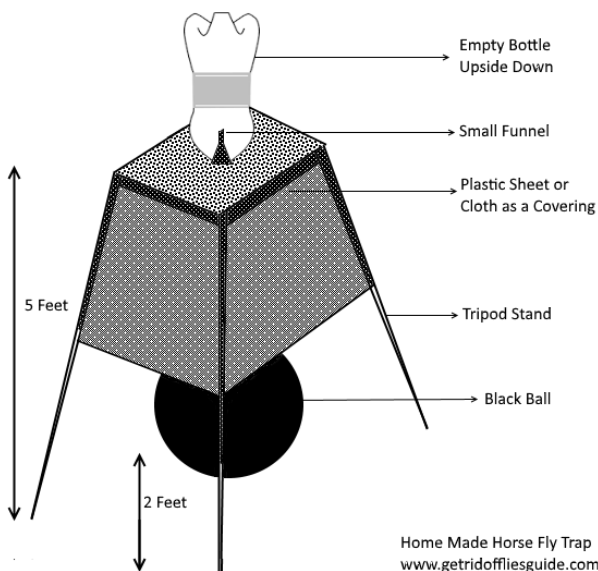
6. Manning Trap for Horse Flies:

Manning trap works on the same principal i.e. attracting the flies by a dark moving object and then trapping them in a container. A typical manning trap looks like the one shown below.

Note: Please note that there are many different ways to construct a manning trap and I have shown the simplest one here. Even horse pal traps and H – Traps are also modified forms of a manning trap.

To make a manning trap you would need:

- A tripod stand or some wood to make your own stand.
- A plastic sheet or cloth.
- A black coloured ball.



- Small Funnel.
- A string.
- A bottle.

First of all, make a 5 feet tripod stand if you don't have one. Next, draw a 3 – 5 cm hole into the top of the tripod and attach the funnel over it. After this connect the bottle to this as shown in the above image. If needed you can use cellophane tape to attach the bottle over the funnel, but make sure it is well attached with the funnel. Connect the dark coloured ball to the string and tie the open end of this string to the bottom of the tripod, so that it hangs at least 2 feet above the tripod legs. Cover the top 3 feet of the stand with the plastic sheet or cloth.

After this keep the trap near the infested area and you will soon see the bottle filled with dead horseflies.

7. Homemade Repellents for Horse Flies:

It is seen that horseflies hate the fragrance of certain natural oils, so you

could use them to create a repellent for you or your pets.

Repellent 1:

To make this repellent mix the following contents and store them in a bottle.

- 1 cup white vinegar
- 1/2 cup Avon Skin So Soft (Bath oil)
- 1/2 cup water
- 1/2 tablespoon eucalyptus oil

You could use the repellent directly on the skin of your pets.

Note: Before using this please consult your Vet.

Repellent 2:

To make this repellent mix the following contents and store them in a bottle.

- 1 cup light mineral oil
- 1/4 cup lemon juice
- 1 tsp. citronella oil
- 1 tsp. eucalyptus essential oil
- 1 tsp. lemon dish soap

You could use the repellent directly on the skin of your pets.

Note: Before using this please consult your Vet.

Repellent 3:

To make this repellent mix the following contents and store them in a bottle.

- 1 part of lavender oil
- 2 parts of water
- 2 parts of alcohol

You could use the repellent directly on the skin of your pets.

Note: Before using this please consult your Vet.

8. Using Insecticides:

Theoretically, it is possible to kill the horse fly larvae with insecticides, but as they live near streams or rivers so doing this would make the water poisonous or polluted. So, treating them in larval stage is almost impossible.

But, field trials have confirmed that daily treatment of cattle with a naturally occurring insecticide called '*synergized pyrethrins*' reduces the biting rates by horse flies without adversely affecting cattle.

This insecticide is produced by the plants of the genus '*Chrysanthemum*' and is considered one of the most safest insecticides till date. You can get the concentrated pyrethrins insecticide from any farm supply or agricultural chemical firms. The concentration of the insecticide in the spray varies according to the animal to be treated. For example: if you wish to treat horses then you should buy the formulation labelled specifically for them.

For best results, the insecticide must be sprayed daily on the cattle. But partial control can also be achieved by spraying it on every other day. You could spray the insecticide directly on the cattle or can use a sponge to do this.

9. Using Dish Soap and Vinegar Spray to kill Horse Flies:

Dish soap is very effective against most breeds of flies, including horse flies. Dish soap contains borax which is an insecticide; the best part about such a spray is that it does not have any ill-effect on you or your animals.

To make a dish soap spray, take an empty spray bottle and add 4 tablespoons of dish soap, 2 cups of white vinegar to it, then add 1 cup of warm water, shake the mixture and your dish soap spray is ready. Spray it on horse flies and watch them dying instantly.

10. Commercially available Horse Fly Repellents:

I have seen many products that are manufactured to work against horse flies but most of them fail. But there are also few products that work superbly against them.

These products are:

- **Equisect Botanical Fly Repellent Rtu Spray** – This is a natural fly spray that works against 5 different species of flies including horse flies.
- **Pyranha Wipe N Spray** – This repellent contains ‘pyrethrin’ (which is considered to be the safest insecticide) and works well against horse flies.

Note: Make sure to consult your Vet before using any such products.

Prevention Tips against Horse Flies:

- Keep your animals clean.
- Clean up the barn at least twice a week, clear-out the manure, and spilled feed. You could also spray the manure heaps with insecticides; this will keep the larvae from developing.
- Remove any standing water in the shed, make sure you have a proper drainage system so that there is no stagnant water for the horse flies to lay eggs.
- Trim the grass and weeds as this will make conditions unfavourable for horse flies.
- Using powerful fan in animal sheds can significantly control the entry of horse flies.
- Use ear nets, face masks, and repellent tags on your animals. [Check out these face mask with ear nets on Amazon.](#)

Recommended Reading: [Eliminating House Flies](#)

Horse Fly Bite Symptoms:

Horse fly bites are very painful. Following is a list of symptoms that can tell you if a wound is a horsefly bite or not:

- A horsefly bite causes thick red coloured skin.
- Pain with skin itch.
- Signs of bacterial infections.
- Sometimes skin continues to stay red and swollen for several days.
- Some people may experience a body rash, may break out in hives, or develop wheezing.
- Some people may also experience swelling around the eyes and lips.

How to Treat a Horse Fly Bite:



Treating a horsefly bite is quite important. To treat a bite follow the below steps:


Disinfect the area: First of all disinfect the area by washing it thoroughly with soap and water. You could also use an alcohol or vinegar based disinfectant.

If you are outside and cannot disinfect the area at that time then cover the wound with saliva. Saliva contains Histatin protein that has healing abilities which will allow you to heal the bite till you can get indoors and treat it properly.

Cool the Area: Cooling the area with icepack or a wet cold washcloth, helps in reducing the pain.

Anti-Allergens: If the itch is getting unbearable then you could apply a hydrocortisone cream over the wound. But consult your doctor first.

Keep an eye on the Wound: Keep an eye on the wound as there is a chance that it may develop bacterial infection. And if that happens immediately visit a doctor.



SALES BARN

KEMAH'S ANIMAL CARE SERVICE

Specializing in horse care, but also experienced in the care of dogs, cats, birds, as well as many farm animals. Services including, but not limited to, cleaning, feeding, exercising, grooming, administering meds if needed. Short term to permanent care available. Over fifteen years experience. Great references. Reasonable rates. Call Kemah: 815-451-3967.



FOR SALE: Russet and Brass leather Single Horse reins: lightly used, \$50

Country Carriages USA, Country cart, small pony/ mini sized. Used for Pleasure Shows & CDEs. Dark walnut stained wood, wool grey Bedford cord seat and black rain seat. Light weight approximately 175 pounds, two passenger cart with the best ride. A sliding, adjustable seat, spares box under the seat, flush hubs, flat rubber tires, chrome hardware, wood dash, whip socket, black leather shaft trim, good condition. New was \$2,600, asking \$1,500.

New mini whip looks like a Holly \$50.00. Cob/small horse sized breaking/ road cart, wooden wheels, not for show but sturdy \$500.00 OBO, very small kid western saddle \$25, small kid English saddle \$100, "Daddle" seat that attaches behind an adult western saddle \$25.



Call Ann McCombs 815-648-4471

FOR SALE: (I do not have a photo) **Driving Harness for Draft** - Black leather and patent leather.

Breastcollar. Was custom made for my Belgian. Good Condition. \$225

Beautiful Carriage - - 2 bench carriage with Burgundy crushed velvet seats. Excellent condition. Draft and

regular size shafts. -

\$3500

Driving Cart - Excellent condition. Regular size shafts. \$399

All located in Crystal Lake, IL Contact - Jennifer Swanson - 815-459-4000



Show Gig for Sale



Built by Todd Frey of Frey Carriage, Columbus, Wisconsin. Gig is about 15 years old, lightly used. I have used it at a few shows and it is very well balanced and smooth riding. It has a beautiful dark green paint finish. It has new shaft covers and includes a full canvas cover. It is in very good condition. **\$3,800** Contact Sandra Nowicki, 262-889-4802 or sannowicki@aol.com

The following miniature horses are for sale at Double L Equestrian:

Chili Bean, bay pinto gelding, 21 years old, 37.5" tall. Drives in shows, on trail and with drill team. Good for intermediate or advanced beginner driver. Was abused before we got him, so needs a knowledgeable handler, but he is really sweet. Trailers, leads, ties, clips, bathes. Goes over obstacles in hand or driving. Up to date on everything and microchipped. Needs a good forever home. \$600 Pkg deal possible with metal or wood cart and harness.



Romeo, grey and white pinto gelding, 13 years old, 36.5" tall. Drives in shows, on trail and with drill team. Good for intermediate or advanced beginner driver. Pulls strong. Took overall driving high point at Fox Valley in 2015. Can be ridden by experienced child up to 60# or leadline little ones. Trailers, leads, ties, clips, bathes. Goes over obstacles in hand or driving. Up to date on everything and microchipped. Needs a forever home. \$925 Pkg deal possible with metal or wood cart and harness.



Fin MacCool, cream with dark points, gelding, 18 years old, 32". AMHR and AMHA registration current. Drives in shows, trail and with drill team, though has trouble keeping up. Good for beginner driver, used in lessons. Has been in many parades. Also drives as a pair with Tinkabelle (below). Trailers, leads, ties, clips, bathes. Goes over obstacles in hand. Microchipped! Up to date on everything. Good home a must. \$650
Pkg possible with cart and harness. Wagon and team harness also for sale.



Tinkerbelle, red roan mare, 19 years old, 30" tall. AMHR registered. Drives inside or outside and with drill team. Good for beginner driver, used in lessons. Has been in many parades. Also drives as a pair with Finn MacCool. Trailers, leads, ties, clips, bathes. Goes over obstacles in hand. Up to date on everything. Good home a must! Microchipped! \$650 Pkg deal possible with cart and harness. Wagon and team harness for sale.



Contact Linda for any of the above horses at dblquest@gmail.com or 815-546-7995

MEADOWBROOK CART FOR SALE,

REAR ENTRY

10 YEARS OLD, SHAFTS 90" LONG,

29" APART \$600 PRICE NEGOTIABLE

BRODHEAD HARNESS AVAILABLE

630-365-2638/CHEVALAMI@GMAIL.COM



FOR SALE: 3 Registered Morgan geldings, all Black. Ages 8, 7, and 5 years old.

All three are Broke to Drive, Two are Green Broke to Ride. Asking \$3,000 each.

Contact: Don Kalbantner at 815-289-8598.

Hackney driving pony needs a good home.

Pretty, dark bay, Hackney pony gelding is trained to drive. He is energetic and has a very pretty trot. He was rescued about two years ago and cared for by some people who don't drive ponies or horses. They are looking for a good home for him. The pony is in very good condition and has been driven recently by a trainer in the area. The pony is about 16 years old. Price is very reasonable to a good home. Please contact me if you would like to give this cute, well trained pony a good home.

Sandy Nowicki , phone 262-889-4802 or email sannowicki@aol.com.



ASK WHINNY

This is an opportunity for all members, but especially novice drivers, to get input and advice from other members. Each month we will be posting an anonymous question raised by a Hub Club member and asking you, the membership to respond from the deep and vast store of your driving knowledge and experience. So let's go!

The question for August: "I know that I can find the calendar of driving events in the Wheel to Wheel newsletter. But where do I go to get the specific information—fees, entrance requirements, deadlines, contacts—for each event?"

July's question: "My horse's natural walk is very slow. What can I do to speed him up without constantly whipping him?"

ANSWER: The walk is the most important movement to train a horse right after a motionless whoa. Many people do not spend enough time training the walk because trotting is so much more exciting and fun. In dressage the walk is given twice as many points because of its importance to the foundation of a well balanced, obedient, supple horse. Horses should be trained to moderate their speeds of both walking and trotting. Use specific cues to increase speed or energy without changing gaits. You can use words or sounds but be consistent. Begin training with these cues in your ground work while long lining and repeat often. Up and down transitions help a horse to learn to balance and pay attention. The whip is an aid that replaces the ridden use of the leg and should be used to help the horse move forward or laterally as desired. Just like constantly kicking at a horses sides tends to make them numb or resentful, constant nagging with the whip will do the same. Use your aids, voice, whip and reins, lightly and consistently and your horse will learn to be sensitive and responsive.

Dr. Ann McCombs

Wheel to Wheel

NEWSLETTER EDITOR
26715 N. Schwerman Road
Wauconda, IL 60084-2703



HUB CLUB Membership Application Year _____

NAME: _____
ADDRESS: _____

PHONE :(home) _____ (work) _____ (cell) _____
EMAIL ADDRESS _____



HUB CLUB

Please check preference: Newsletter sent via email _____ U.S Postal Service _____

Also member of: _____ ADS _____ CAA, _____ USEF, Local club _____

MEMBERSHIP DESIGNATIONS:

INDIVIDUAL MEMBERSHIP: 18yrs or older, 1 vote per membership

FAMILY MEMBERSHIP: Couple and any underage children (<18), immediate family, 2 votes per membership.

JUNIOR MEMBERSHIP: Child under 18yrs of age, no voting privileges. (Must have an adult member as sponsor).

Also, parent/guardian must sign on application for Junior Members to participate at club events.

I accept the benefits, obligations and responsibilities of membership and agree to abide by the HUB Club bylaws

Signature(s): _____ Date _____
_____ Date _____
_____ Date : _____

Parent or Guardian (if under 18 years of age)

INDIVIDUAL MEMBERSHIP: \$25.00 (Renewing or New)* \$ _____

FAMILY MEMBERSHIP: \$35.00 (Renewing or New)* \$ _____

JUNIOR MEMBERSHIP: \$10.00 (Renewing or New)* \$ _____

*New memberships received after June 30 will be pro-rated for 6 months

Send check with completed forms to: check # _____
date _____

Sue West
16212 Nelson Road
Woodstock, IL 60098